

CL.1 Deck valve clockwise closing cold - Brushed Platinum

CL.1

20 004 705

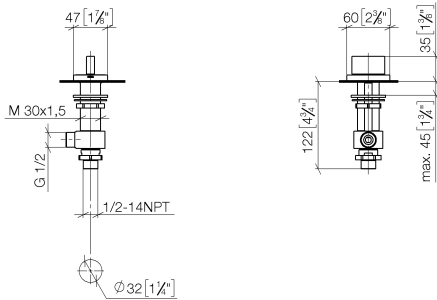


- hole diameter 32 mm
- rosette 60 x 47 mm
- with cold marking
- WRAS 240202020

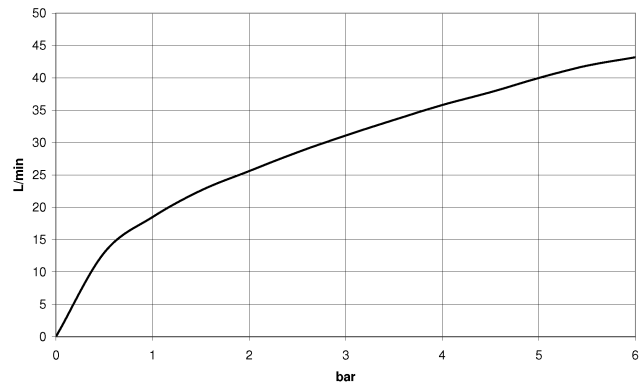
	Brushed Platinum	20 004 705-06
	Chrome	20 004 705-00
	Dark Chrome	20 004 705-19
	Brushed Champagne (22kt Gold)	20 004 705-46
	Champagne (22kt Gold)	20 004 705-47
	Brushed Dark Platinum	20 004 705-99

20 004 705

mm [inches]



Flow rate chart



Codes & Standards

ADA	ASME A112.18.1	ASME A112.18.1/CSA B125.1	cUPC
DIN 4109	ISO 3822	NSF/ANSI 372	NSF/ANSI/CAN 61
NSF372	NSF61	Scottish Water Byelaws	UK Water Supply Regulations

Ü-Zeichen



CL.1 Deck valve clockwise closing cold - Brushed Platinum

CL.1

20 004 705

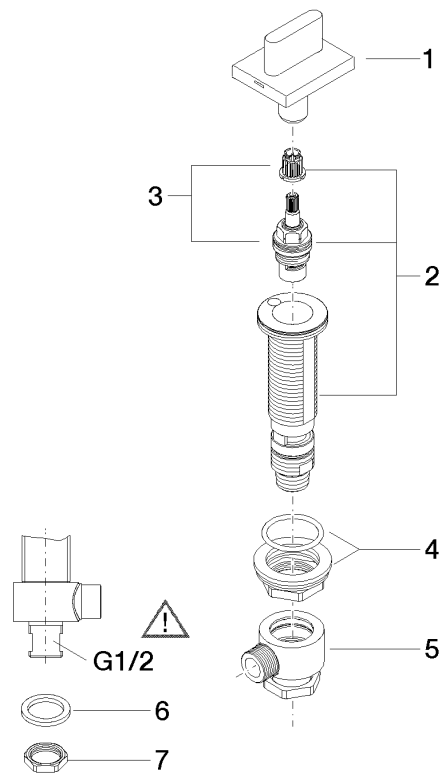
Certificates

WRAS_240202IAPMO_4976IAPMO_N-4WRAS_1804LGA_28

IAPMO_6

Product version from 3/9/2015

Parts for other
finishes can be found
here: [Chrome](#)





CL.1 Deck valve clockwise closing cold - Brushed Platinum

CL.1

20 004 705

Spare parts list

Product version from 3/9/2015

No.	Item Number	Name	Quantity used	Delivery time
	90 20 70 051 06-06	handle (cold)	8	10