

CL.1 Deck valve clockwise closing cold - Brushed Champagne (22kt Gold)

CL.1

20 004 705



- hole diameter 32 mm
- rosette 60 x 47 mm
- with cold marking
- WRAS 240202020

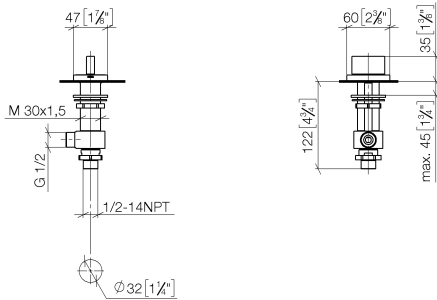
	Brushed Champagne (22kt Gold)	20 004 705-46
	Chrome	20 004 705-00
	Brushed Platinum	20 004 705-06
	Dark Chrome	20 004 705-19
	Champagne (22kt Gold)	20 004 705-47
	Brushed Dark Platinum	20 004 705-99

CL.1 Deck valve clockwise closing cold - Brushed Champagne (22kt Gold)

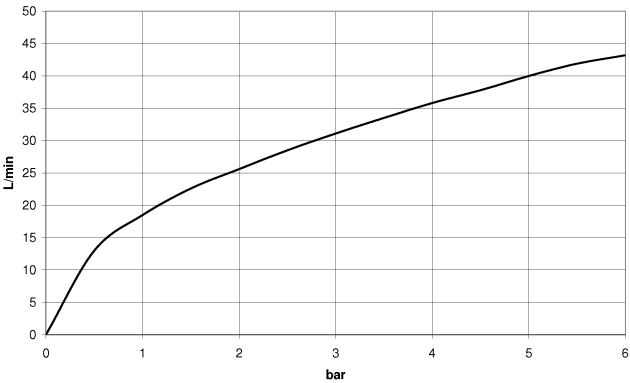
CL.1

20 004 705

mm [inches]



Flow rate chart



Codes & Standards

ADA	ASME A112.18.1/CSA B125.1	DIN 4109	ISO 3822
NSF/ANSI 372	NSF/ANSI/CAN 61	NSF372	NSF61
Scottish Water Byelaws	UK Water Supply Regulations	Ü-Zeichen	



## CL.1 Deck valve clockwise closing cold - Brushed Champagne (22kt Gold)

---

CL.1

20 004 705

### Certificates

---

WRAS\_240202

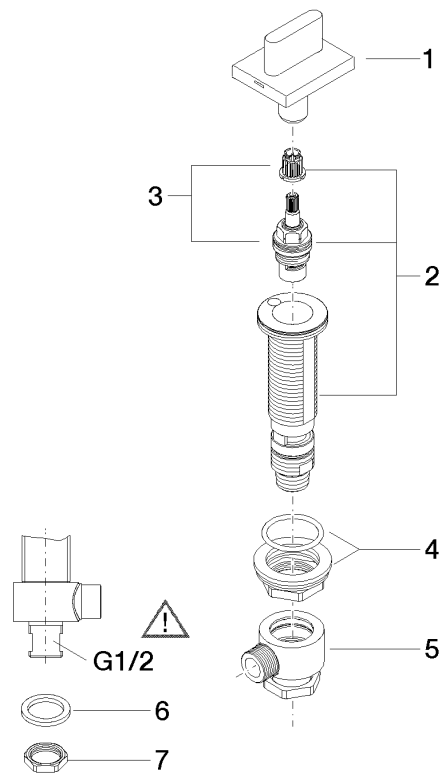
IAPMO\_N-4

LGA\_28

IAPMO\_6

**Product version from 3/9/2015**

Parts for other  
finishes can be found  
here: [Chrome](#)





CL.1 Deck valve clockwise closing cold - Brushed Champagne (22kt Gold)

CL.1

20 004 705

Spare parts list

Product version from 3/9/2015

No.	Item Number	Name	Quantity used	Delivery time
	90 20 70 051 06-46	handle ( cold )	8	30