


Deck valve clockwise closing hot - Chrome

20 004 715



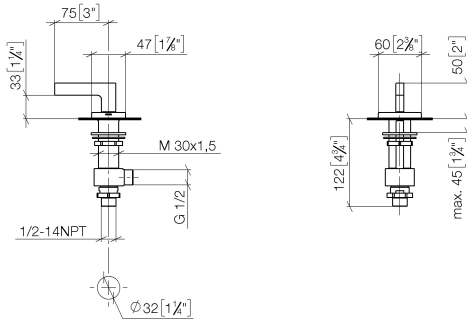
- hole diameter 32 mm
- rosette 60 x 47 mm
- with hot marking

	Chrome	20 004 715-00
	Brushed Platinum	20 004 715-06
	Brushed Durabronze (23kt Gold)	20 004 715-28
	Brushed Champagne (22kt Gold)	20 004 715-46
	Champagne (22kt Gold)	20 004 715-47
	Brushed Dark Platinum	20 004 715-99

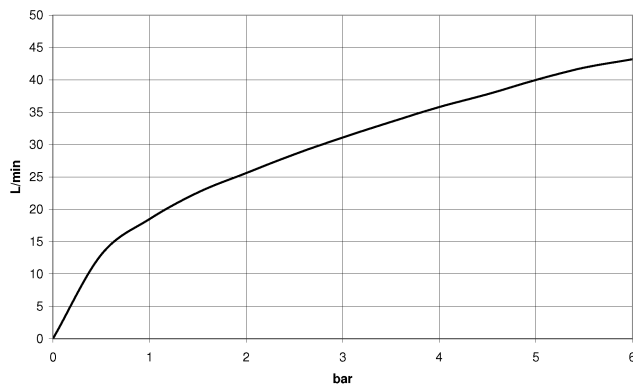
Deck valve clockwise closing hot - Chrome

20 004 715

mm [inches]



Flow rate chart



Codes & Standards

ADA	ASME A112.18.1	ASME A112.18.1/CSA B125.1	cUPC
DIN 4109	ISO 3822	NSF/ANSI 372	NSF/ANSI/CAN 61
NSF372	NSF61	Ü-Zeichen	



Deck valve clockwise closing hot - Chrome

20 004 715

Certificates

IAPMO_4976

IAPMO_N-4

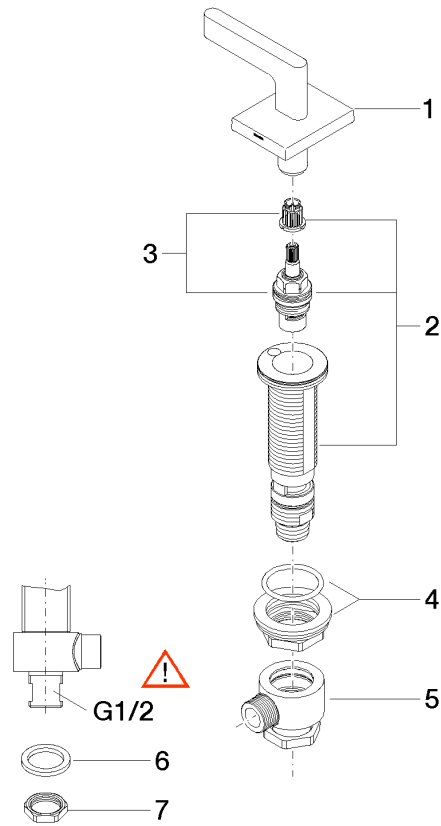
LGA_28

IAPMO_6

Deck valve clockwise closing hot - Chrome

20 004 715

Product version from 6/1/2015





Deck valve clockwise closing hot - Chrome

20 004 715

Spare parts list

Product version from 6/1/2015

No.	Item Number	Name	Quantity used	Delivery time
	90 20 70 057 02-00	handle (hot)	7	10