

Deck valve clockwise closing hot - Brushed Platinum

CL.1

20 004 715



- hole diameter 32 mm
- rosette 60 x 47 mm
- with hot marking

Fits: CL.1, CYO

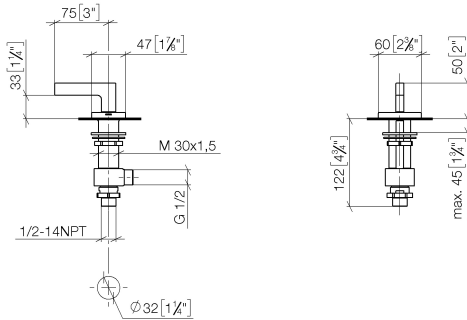
	Brushed Platinum	20 004 715-06
	Chrome	20 004 715-00
	Brushed Durabronze (23kt Gold)	20 004 715-28
	Brushed Champagne (22kt Gold)	20 004 715-46
	Champagne (22kt Gold)	20 004 715-47
	Brushed Dark Platinum	20 004 715-99

## Deck valve clockwise closing hot - Brushed Platinum

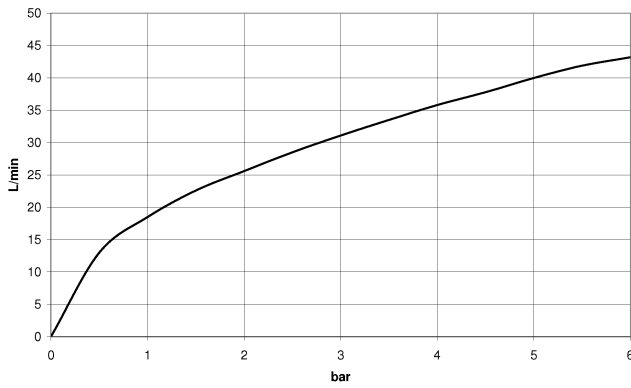
CL.1

20 004 715

mm [inches]



### Flow rate chart



### Codes & Standards

ADA	ASME A112.18.1	ASME A112.18.1/CSA B125.1	cUPC
DIN 4109	ISO 3822	NSF/ANSI 372	NSF/ANSI/CAN 61
NSF372	NSF61	Ü-Zeichen	



## Deck valve clockwise closing hot - Brushed Platinum

---

CL.1

20 004 715

### Certificates

---

IAPMO\_4976

IAPMO\_N-4

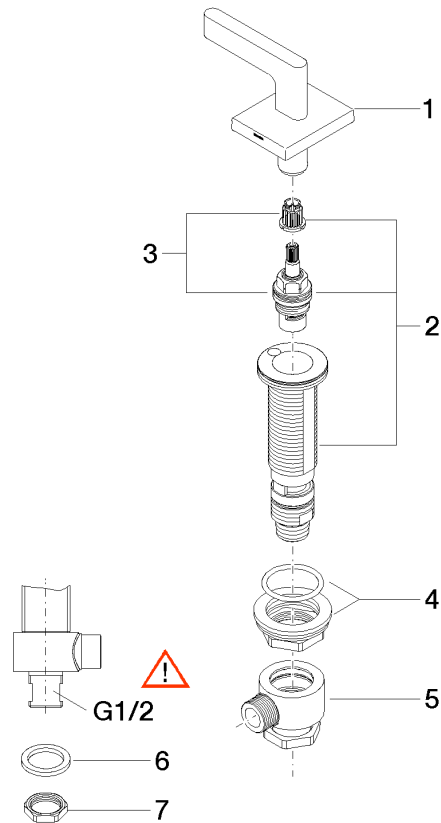
LGA\_28

IAPMO\_6

20 004 715

**Product version from 6/1/2015**

Parts for other  
finishes can be found  
here: [Chrome](#)





## Deck valve clockwise closing hot - Brushed Platinum

CL.1

20 004 715

### Spare parts list

#### Product version from 6/1/2015

No.	Item Number	Name	Quantity used	Delivery time
	90 20 70 057 02-06	handle ( hot )	7	10