

Deck valve clockwise closing hot - Champagne (22kt Gold)

CL.1

20 004 715

- hole diameter 32 mm
- rosette 60 x 47 mm
- with hot marking



Fits: CL.1, CYO

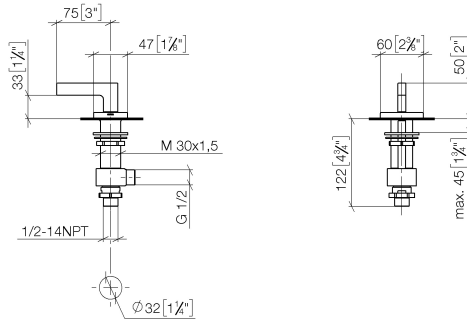
	Champagne (22kt Gold)	20 004 715-47
	Chrome	20 004 715-00
	Brushed Platinum	20 004 715-06
	Brushed Durabross (23kt Gold)	20 004 715-28
	Brushed Champagne (22kt Gold)	20 004 715-46
	Brushed Dark Platinum	20 004 715-99

Deck valve clockwise closing hot - Champagne (22kt Gold)

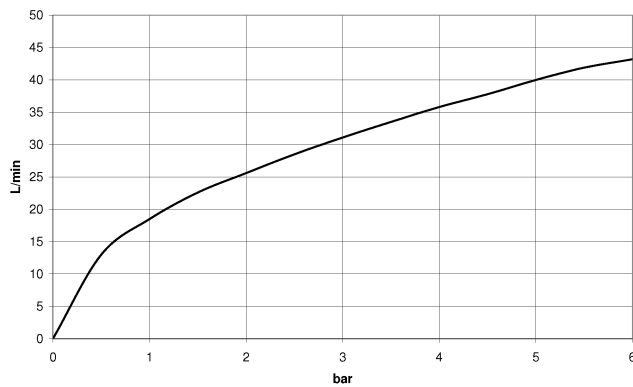
CL.1

20 004 715

mm [inches]



Flow rate chart



Codes & Standards

ADA	ASME A112.18.1/CSA B125.1	DIN 4109	ISO 3822
NSF/ANSI 372	NSF/ANSI/CAN 61	NSF372	NSF61

Ü-Zeichen



Deck valve clockwise closing hot - Champagne (22kt Gold)

CL.1

20 004 715

Certificates

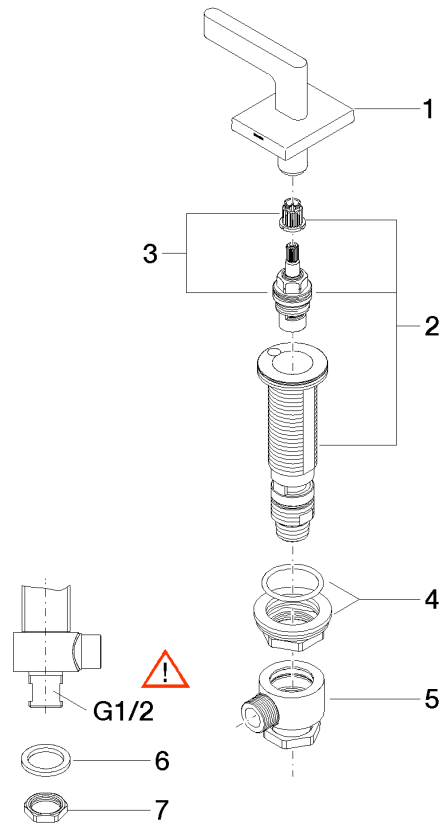
IAPMO_N-4

LGA_28

IAPMO_6

Product version from 6/1/2015

Parts for other
finishes can be found
here: [Chrome](#)





Deck valve clockwise closing hot - Champagne (22kt Gold)

CL.1

20 004 715

Spare parts list

Product version from 6/1/2015

No.	Item Number	Name	Quantity used	Delivery time
	90 20 70 057 02-47	handle (hot)	7	30