

CL.1 Deck valve anti-clockwise closing hot - Brushed Platinum

CL.1

20 006 706

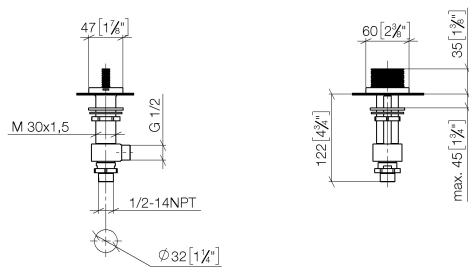


- with CASCADE structure
- hole diameter 32 mm
- rosette 60 x 47 mm
- with hot marking
- WRAS 240202020

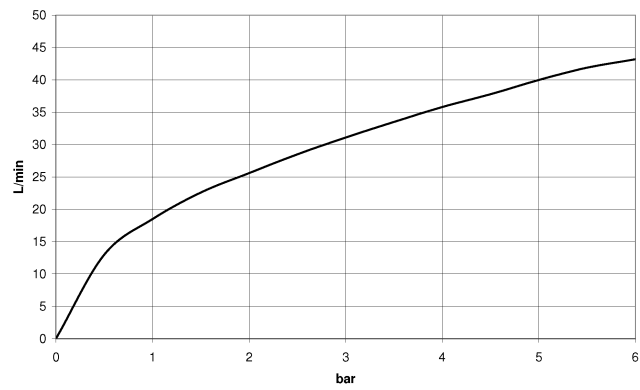
	Brushed Platinum	20 006 706-06
	Chrome	20 006 706-00
	Dark Chrome	20 006 706-19
	Brushed Champagne (22kt Gold)	20 006 706-46
	Champagne (22kt Gold)	20 006 706-47
	Brushed Dark Platinum	20 006 706-99

20 006 706

mm [inches]



Flow rate chart



Codes & Standards

ADA	ASME A112.18.1	ASME A112.18.1/CSA B125.1	cUPC
DIN 4109	ISO 3822	NSF/ANSI 372	NSF/ANSI/CAN 61
NSF372	NSF61	Scottish Water Byelaws	UK Water Supply Regulations

Ü-Zeichen



## CL.1 Deck valve anti-clockwise closing hot - Brushed Platinum

CL.1

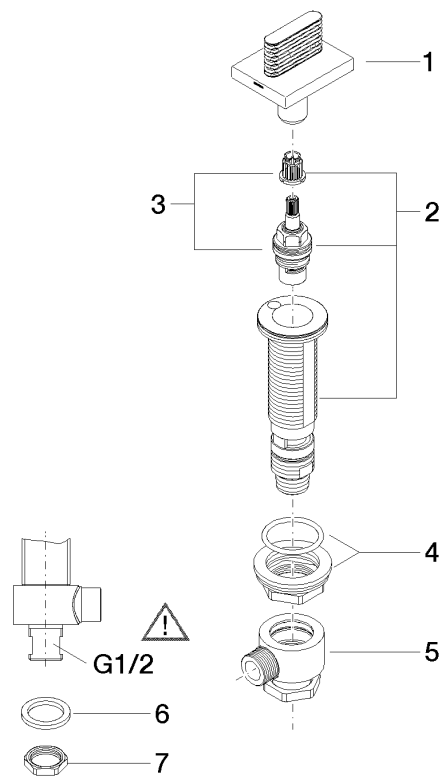
20 006 706

### Certificates

WRAS_240202	IAPMO_4976	IAPMO_N-4	WRAS_1804	LGA_28
IAPMO_6				

**Product version from 3/9/2015**

Parts for other  
finishes can be found  
here: [Chrome](#)





## CL.1 Deck valve anti-clockwise closing hot - Brushed Platinum

CL.1

20 006 706

### Spare parts list

#### Product version from 3/9/2015

No.	Item Number	Name	Quantity used	Delivery time
	90 20 70 053 07-06	handle ( hot )	8	10