

## MEM Three-hole basin mixer with pop-up waste - Dark Chrome





MEM

20 705 782



- 165mm projection
- fixed spout
- rectangular, air-enriched flow
- height of mixer 144 mm
- height up to aerator 78 mm
- hole diameter spout 35 mm
- hole diameter valve 32 mm
- rosette 60 x 60 mm
- 2x screw-in M 10 x 1 pressure hose, leak-tested
- max. flow 4.5 l/min
- lead-free
- This product can help a building meet the requirements of Green Building Rating Systems, e.g. LEED®, BREEAM®, DGNB

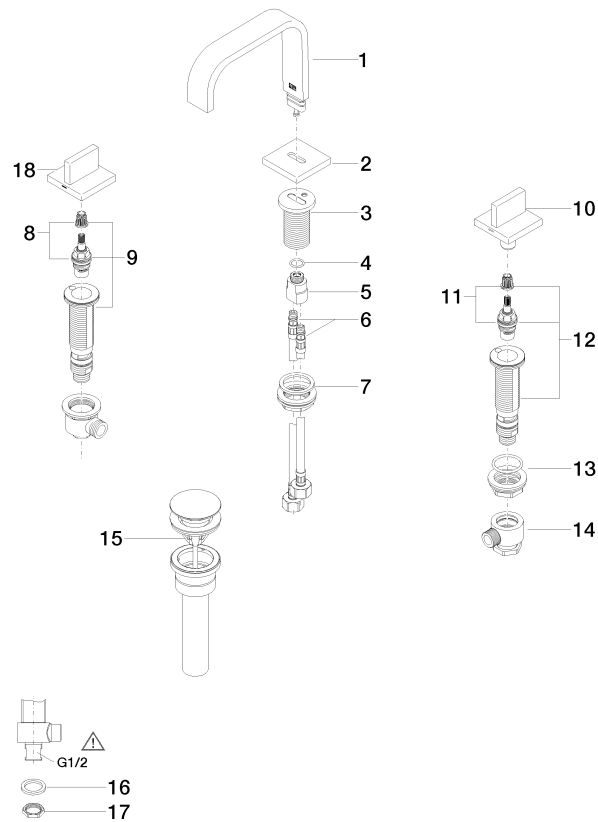
Only suitable for basins with an overflow.

	Dark Chrome	20 705 782-19 0010
	Chrome	20 705 782-00 0010
	Brushed Platinum	20 705 782-06 0010
	Platinum	20 705 782-08 0010
	Brushed Durabronze (23kt Gold)	20 705 782-28 0010
	Brushed Dark Platinum	20 705 782-99 0010



20 705 782

Parts for other  
finishes can be found  
here: [Chrome](#)





MEM Three-hole basin mixer with pop-up waste - Dark Chrome

MEM

20 705 782

Spare parts list

No.	Item Number	Name	Quantity used	Delivery time
	90 28 22 360 00-19	spout	23	20