

MEM Three-hole basin mixer with pop-up waste - Dark Chrome

MEM

20 713 782

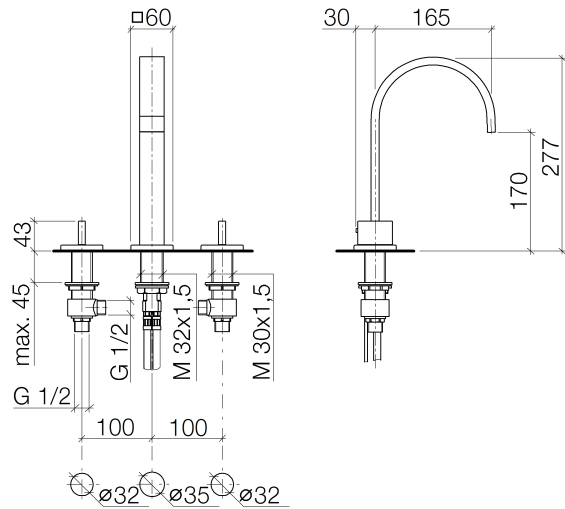


- 165mm projection
- 1 1/4" pop-up waste
- fixed spout
- rectangular, air-enriched flow
- height of mixer 277 mm
- height up to aerator 170 mm
- hole diameter spout 35 mm
- hole diameter valve 32 mm
- rosette 60 x 60 mm
- 2x screw-in M 10 x 1 pressure hose, leak-tested
- max. flow 4.5 l/min
- lead-free
- This product can help a building meet the requirements of Green Building Rating Systems, e.g. LEED®, BREEAM®, DGNB

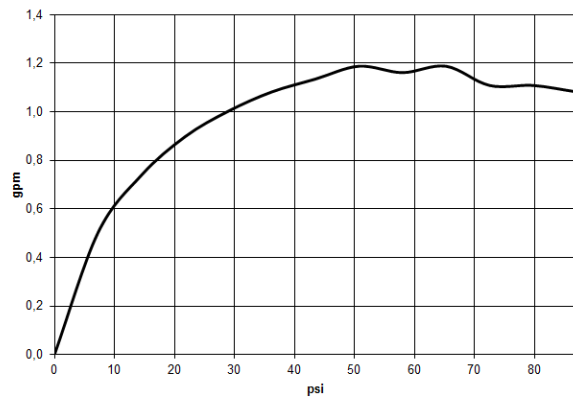
Only suitable for basins with an overflow.

	Dark Chrome	20 713 782-19 0010
	Chrome	20 713 782-00 0010
	Brushed Platinum	20 713 782-06 0010
	Platinum	20 713 782-08 0010
	Brushed Durabronze (23kt Gold)	20 713 782-28 0010
	Brushed Champagne (22kt Gold)	20 713 782-46 0010
	Champagne (22kt Gold)	20 713 782-47 0010
	Brushed Dark Platinum	20 713 782-99 0010

20 713 782



Flow rate chart



Codes & Standards

ADA

ASME
A112.18.1/CSA
B125.1

California Energy
Commission
(CEC)

NSF/ANSI 372

NSF/ANSI/CAN
61



MEM Three-hole basin mixer with pop-up waste - Dark Chrome

MEM

20 713 782

Certificates

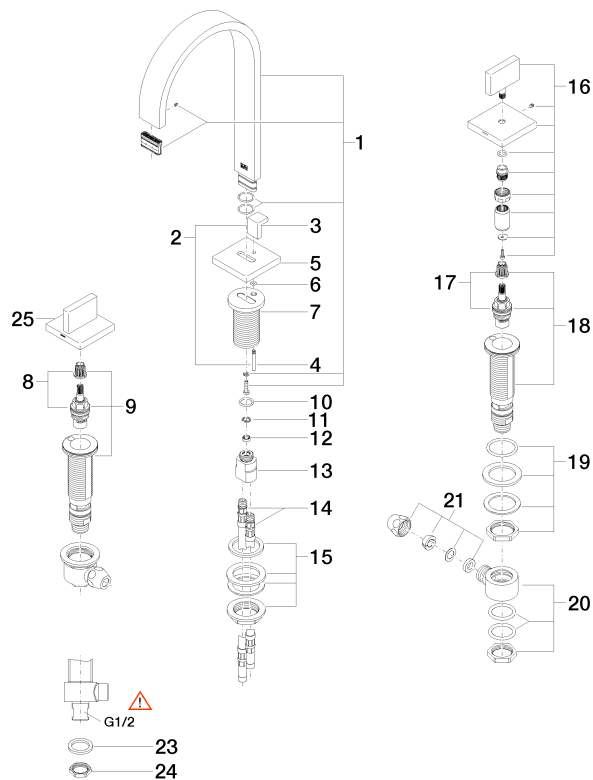
IAPMO_N-4976. IAPMO_6397.

MEM Three-hole basin mixer with pop-up waste - Dark Chrome

MEM

20 713 782

Parts for other
finishes can be found
here: [Chrome](#)



22 ———— Abw./Sperrbo 16/11.01.002.00-0