

LISSÉ Three-hole basin mixer with pop-up waste - Brushed Chrome







LISSÉ

20 713 845

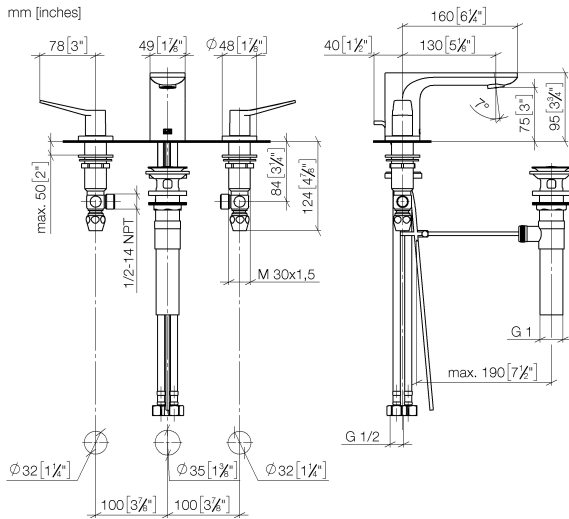


- 130mm projection
- 1 1/4" pop-up waste
- fixed spout
- circular, air-enriched flow
- height of mixer 95 mm
- height up to aerator 75 mm
- hole diameter valve 32 mm
- hole diameter spout 35 mm
- rosette Ø 48 mm
- max. flow 4.5 l/min
- lead-free
- This product can help a building meet the requirements of Green Building Rating Systems, e.g. LEED®, BREEAM®, DGNB

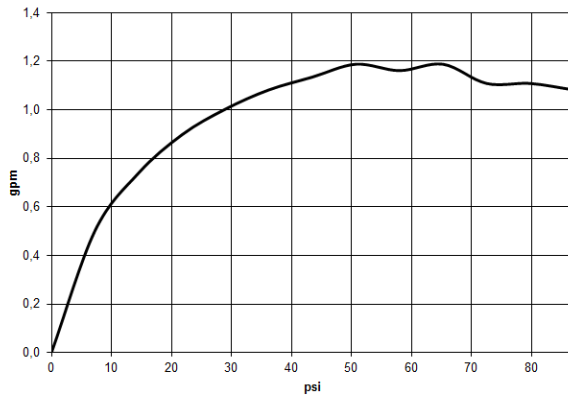
Only suitable for basins with an overflow.

	Brushed Chrome	20 713 845-93 0010
	Chrome	20 713 845-00 0010
	Brushed Platinum	20 713 845-06 0010
	Dark Chrome	20 713 845-19 0010
	Matte Black	20 713 845-33 0010
	Brushed Dark Platinum	20 713 845-99 0010


20 713 845



Flow rate chart



Codes & Standards

ADA	ASME A112.18.1	ASME A112.18.1/CSA B125.1	California Energy Commission (CEC)
cUPC	EPA WaterSense	NSF/ANSI 372	NSF/ANSI/CAN 61
NSF372	NSF61	Water Sense	WaterSense 



LISSE Three-hole basin mixer with pop-up waste - Brushed Chrome

LISSE

20 713 845

Certificates

IAPMO_4976

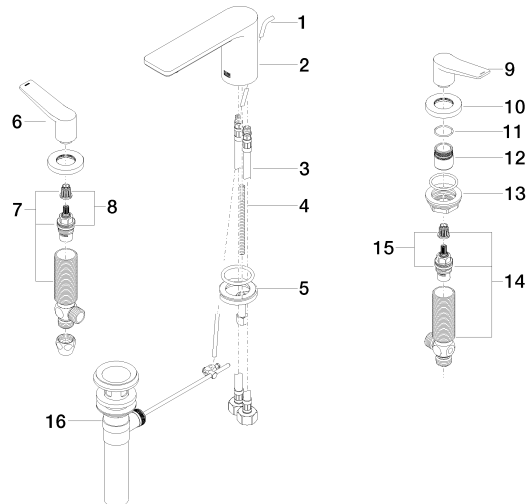
IAPMO_8834

IAPMO_N-4

IAPMO_6

Product version from 3/9/2016

Parts for other
finishes can be found
here: [Chrome](#)





LISSE Three-hole basin mixer with pop-up waste - Brushed Chrome

LISSE

20 713 845

Spare parts list

Product version from 3/9/2016

No.	Item Number	Name	Quantity used	Delivery time
	09 31 09 120-93	pull-rod	21	20