

TARA Bath mixer for wall mounting with hand shower set - Brushed Chrome

TARA

25 133 892



- spout: circular, air-enriched flow
- max. flow 22 l/min at 3 bar flow pressure
- Hand shower: COMPACT RAIN, max. flow rate 6.8 l/min (at 3 bar)
- complete hand shower set with anti-scale system
- 240mm projection
- rotary diverter for bath/shower
- slide-on rosettes Ø 65 mm
- rosette for shower holder Ø 50mm
- 1/2" connection
- gauge 150 mm - 15 mm
- metal shower hose 1250mm with integrated anti-twist protection
- WRAS 2210004

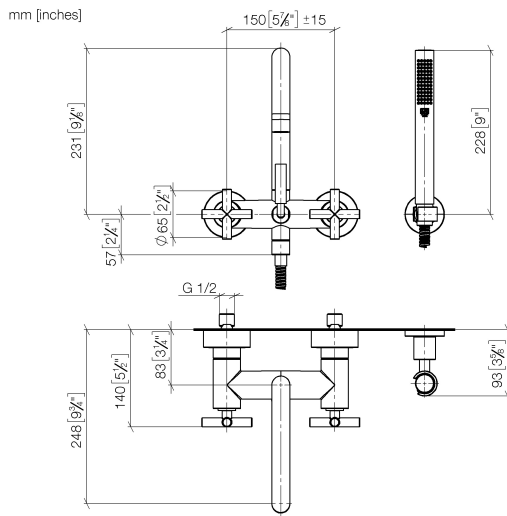
Note: Local building codes may require the use of an anti-scald device. Please refer to remote pressure balance valve (35 910 970 90)

Intrinsic protection against back flow.

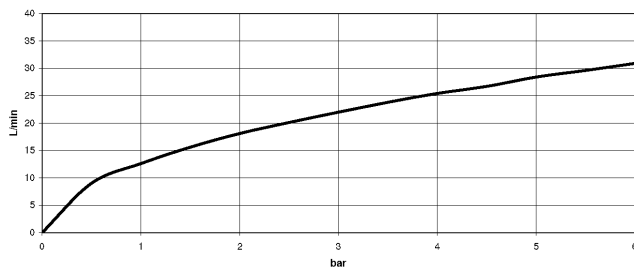
Stand pipes combination possible on request (x-TRA SERVICE).

	Brushed Chrome	25 133 892-93
	Chrome	25 133 892-00
	Brushed Platinum	25 133 892-06
	Platinum	25 133 892-08
	Dark Chrome	25 133 892-19
	Brushed Durabronze (23kt Gold)	25 133 892-28
	Matte Black	25 133 892-33
	Brushed Champagne (22kt Gold)	25 133 892-46
	Champagne (22kt Gold)	25 133 892-47
	Brushed Dark Platinum	25 133 892-99

25 133 892



Flow rate chart



Codes & Standards

DIN 4109

EN 1717

ISO 3822

Scottish Water
Byelaws

UK Water Supply
Regulations

Ü-Zeichen



TARA Bath mixer for wall mounting with hand shower set - Brushed Chrome

TARA

25 133 892

Certificates

LGA_18

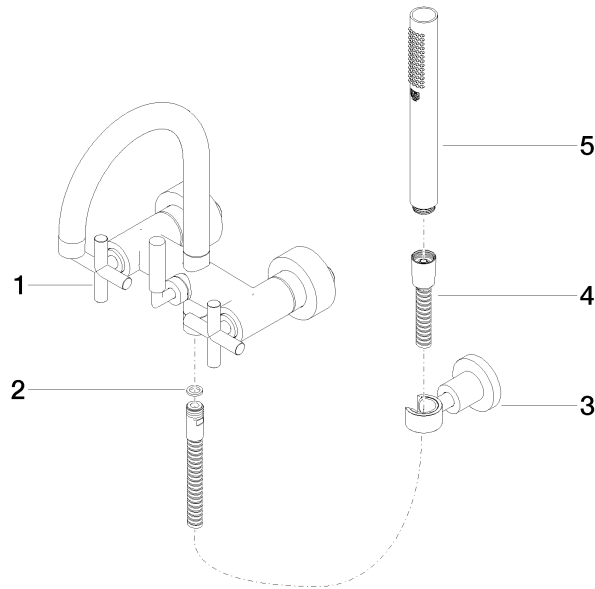
Belgaqua_21-026-2 WRAS_2210

25 133 892

Product version up to 5/27/2021

Product version from 5/27/2021

Parts for other
finishes can be found
here: [Chrome](#)





TARA Bath mixer for wall mounting with hand shower set - Brushed Chrome

TARA

25 133 892

Spare parts list

Product version up to 5/27/2021

Product version from 5/27/2021

No.	Item Number	Name	Quantity used	Delivery time
	25 100 892-93	TARA Bath mixer for wall mounting - Brushed Chrome	5	-

Spare part can no longer be ordered, please order the replacement item