

CL.1 Single-lever bath mixer with stand pipe for free-standing assembly with hand shower set - Dark Chrome







CL.1

25 863 705



- 238mm projection
- rectangular spray pattern with 55 individual jets
- max. spout flow rate 24.6 l/min
- Hand shower: COMPACT RAIN, max. flow rate 6.8 l/min (at 3 bar)
- bar-type hand shower with anti-scale system
- wall bracket
- automatic bath/shower diverter
- total height 935 - 1005 mm
- stand pipe height 598 - 668 mm
- height up to aerator 852 – 922 mm
- push-on rosette 131 x 131 mm
- metal shower hose 1250mm with integrated anti-twist protection

Note: Local building codes may require the use of an anti-scald device. Please refer to remote pressure balance valve (35 910 970 90)

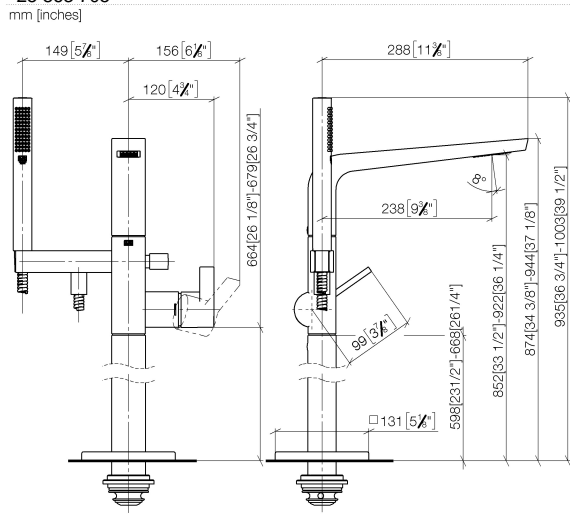
	Dark Chrome	25 863 705-19
	Chrome	25 863 705-00
	Brushed Platinum	25 863 705-06
	Brushed Champagne (22kt Gold)	25 863 705-46
	Champagne (22kt Gold)	25 863 705-47
	Brushed Dark Platinum	25 863 705-99

CL.1 Single-lever bath mixer with stand pipe for free-standing assembly with hand shower set - Dark Chrome

CL.1

25 863 705

mm [inches]



Flow rate chart



Codes & Standards

ASME
A112.18.1/CSA
B125.1

California Energy
Commission
(CEC)



CL.1 Single-lever bath mixer with stand pipe for free-standing assembly with hand shower set - Dark Chrome

CL.1

25 863 705

Certificates

Belgaqua_24-003-
27_1.

CL.1 Single-lever bath mixer with stand pipe for free-standing assembly with hand shower set - Dark Chrome

CL.1

25 863 705

Parts for other
finishes can be found
here: [Chrome](#)



CL.1 Single-lever bath mixer with stand pipe for free-standing assembly with hand shower set - Dark Chrome

CL.1

25 863 705

Spare parts list

No.	Item Number	Name	Quantity used	Delivery time
1	90 12 11 140 30-19	shower	1	20
2	90 30 02 072 00-19	Metal shower hose 1/2" x 3/8" x 1250 mm - Dark Chrome	1	20
3	09 18 40 118 90	sleeve	1	2
4	09 31 11 058 90	pin	1	2
5	09 31 11 040 90	pin	3	2
6	90 23 01 141 00 90	back-flow preventer	1	2
7	90 14 10 010 00 90	seal	2	2
8	09 24 03 130-00	nipple	1	10
9	90 16 02 023 00 90	spring	1	2
10	09 31 09 094 20-19	pull-rod	1	60
11	90 14 10 055 00 90	seal	1	2
12	09 21 34 080-19	nipple	1	60
13	90 14 10 033 00 90	seal	1	2
14	09 24 03 069 90	nipple	1	2
15	90 21 02 069 00-19	cover	1	20
16	90 14 20 026 00 90	seal	1	2
17	04 31 20 034 00 90	plug	2	2
18	90 11 70 008 00-19	spout	1	20
19	09 20 71 031-19	handle	1	60
20	09 14 10 148 90	seal	2	2
21	90 15 05 039 00 90	cartridge	1	2
22	09 24 04 298 90	nut	1	2
23	09 14 10 037 90	seal	1	2
24	09 28 30 036-19	cover	1	20
25	09 20 67 014-19	handle	1	60
26	90 31 11 030 00 90	pin	1	2
27	90 31 20 087 00-19	plug	1	20
28	09 14 10 139 90	seal	2	2
29	04 28 22 025 00 90	connection	2	2
30	09 20 93 051 90	holder	2	2
31	04 28 22 024 00-19	pipe	1	60
32	09 27 71 011-19	rosette	1	60
33	09 14 03 107 90	seal	1	2
34	09 14 10 084 90	seal	1	2
35	09 14 10 018 90	seal	1	2