

TARA Two-hole bath mixer for free-standing assembly with hand shower set - Platinum

TARA

25 943 882





- 220mm projection
- pivotable spout 180°
- spout: circular, air-enriched flow
- Hand shower: COMPACT RAIN, max. flow rate 6.8 l/min (at 3 bar)
- hand shower with anti-scale system
- rotary diverter for bath/shower
- total height 920 mm
- stand pipes height 628 mm
- height up to aerator 765 mm
- slide-on rosettes Ø 90 mm
- gauge 150 mm
- metal shower hose 1250mm with integrated anti-twist protection
- pivotable shower holder on the right foot
- max. flow 22 l/min at 3 bar flow pressure

Note: Local building codes may require the use of an anti-scald device. Please refer to remote pressure balance valve (35 910 970 90) Intrinsic protection against back flow.

Note: Local building codes may require the use of an anti-scald device. Please refer to remote pressure balance valve (35 910 970 90)

Intrinsic protection against back flow.

	Platinum	25 943 882-08
	Chrome	25 943 882-00
	Brushed Platinum	25 943 882-06
	Dark Chrome	25 943 882-19
	Brushed Durabrass (23kt Gold)	25 943 882-28
	Matte Black	25 943 882-33
	Brushed Champagne (22kt Gold)	25 943 882-46
	Champagne (22kt Gold)	25 943 882-47
	Brushed Chrome	25 943 882-93
	Brushed Dark Platinum	25 943 882-99

Required miscellaneous



- Concealed floor mounting -**
- max. recess depth 160 mm
 - min. recess depth 80 mm

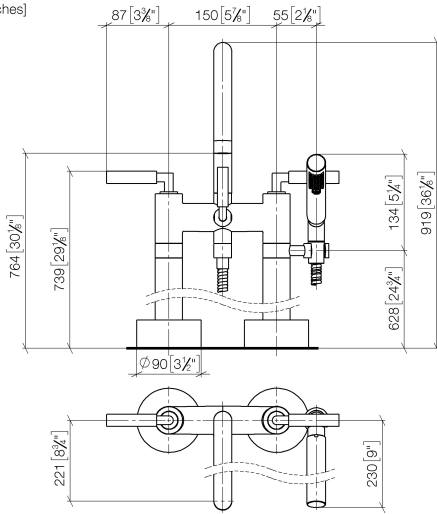
35 951 970-90
0010

TARA Two-hole bath mixer for free-standing assembly with hand shower set - Platinum

TARA

25 943 882

mm [inches]



Flow rate chart



Codes & Standards

ASME
A112.18.1/CSA
B125.1



TARA Two-hole bath mixer for free-standing assembly with hand shower set -
Platinum

TARA

25 943 882
Certificates

IAPMO_4976 (5).	WRAS_2212005.	LGA_18932.	Belgaqua_21-033- 27_2.
-----------------	---------------	------------	---------------------------

TARA Two-hole bath mixer for free-standing assembly with hand shower set - Platinum

TARA

25 943 882



TARA Two-hole bath mixer for free-standing assembly with hand shower set - Platinum

TARA

25 943 882

Spare parts list

No.	Item Number	Name	Quantity used	Delivery time
1	04 20 88 052 00-08	handle	2	40
2	04 18 20 022 00-08	angle	2	-
Spare part can no longer be ordered, please order the replacement item				
3	09 20 88 052-08	handle	2	40
4	90 12 12 007 00-08	base	2	40
5	90 30 11 029 00 90	disc	2	2
6	90 30 30 075 00 90	screw	2	2
7	90 90 03 130 00 90	top	1	2
8	90 28 22 222 00-08	spout	1	40
9	90 23 01 024 00-08	aerator	1	-
Spare part can no longer be ordered, please order the replacement item				
10	90 21 10 011 00 90	diverter	1	2
11	04 24 04 189 00-08	nipple	1	40
12	90 14 20 002 00 90	seal	1	2
13	28 019 979-08	Hand shower - Platinum	1	40
14	90 30 02 072 00-08	Metal shower hose 1/2" x 3/8" x 1250 mm - Platinum	1	40
15	90 18 40 035 00 90	sleeve	1	2
16	04 28 10 029 01-08	holder	1	40
17	09 29 05 021 20 90	nipple	2	2
18	09 14 10 112 90	seal	4	2
19	90 14 10 055 00 90	seal	4	2
20	09 14 10 041 90	seal	2	2
21	09 27 89 025-08	rosette	2	40
22	09 23 30 040-07	nut	2	30
23	04 28 22 009 20-08	connection	2	40
24	09 14 10 081 90	seal	2	2
25	09 24 03 094-07	nipple	2	30
26	04 23 10 023 00 90	fixing set	2	2
27	09 30 11 130-07	connection	2	30
28	09 24 03 081 10 90	extension	4	2
29	09 24 03 080 90	extension	2	2
30	90 90 03 131 00 90	top	1	2
31	90 15 01 005 00 90	insert	1	2
32	90 18 20 025 00-08	diverter	1	40
33	09 28 10 028-08	sleeve	1	40
34	90 14 10 032 00 90	seal	2	2
35	09 24 03 121-08	nipple	1	40
36	09 23 01 131 90	back-flow preventer	1	2
37	09 21 02 143-08	sleeve	1	40
38	90 14 20 026 00 90	seal	1	2