







MADISON Shower set without hand shower - Chrome

MADISON


26 413 370




- slide bar
  - Pipe diameter 18 mm
  - rosettes Ø 60 mm
  - gauge 850 mm
  - metal shower hose 1750mm with integrated anti-twist protection
  - shower hose connector 1/2"
- This article does not include a hand shower!
- NOTE: Hand shower sold separately. Please see hand shower options under the miscellaneous articles section of each series.

	Chrome	26 413 370-00
	Brushed Platinum	26 413 370-06
	Platinum	26 413 370-08
	Durabrace (23kt Gold)	26 413 370-09
	Brushed Durabrace (23kt Gold)	26 413 370-28
	Brushed Dark Platinum	26 413 370-99


Recommended miscellaneous

	<b>Concealed adapter -</b>	35 080 970-90 0010
---	----------------------------	--------------------


Required miscellaneous

	<b>MADISON Metal hand shower with porcelain insert (white) FlowReduce - Chrome</b>	28 002 970-00 0010
---	--	--------------------

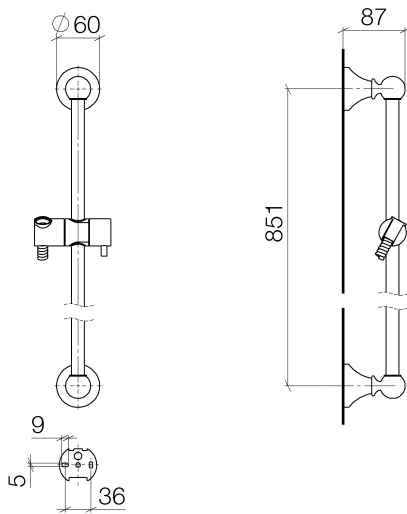
Recommended miscellaneous

	<b>MADISON Wall elbow - Chrome</b>	28 450 370-00
---	------------------------------------	---------------

Required miscellaneous

	<b>MADISON Hand shower FlowReduce - Chrome</b>	28 002 978-00 0010
<ul style="list-style-type: none"> <li>• spray head Ø 95mm</li> <li>• Hand shower see page {PAGE}</li> <li>• Three settings: COMPACT RAIN, COMPACT SOFT FLOW, COMPACT AQUAPRESSURE FLOW, max. flow rate l/min (at 3 bar)</li> </ul>		

26 413 370



### Certificates

WRAS\_2009048. IAPMO\_4976 (1).



## Spare parts list

No.	Item Number	Name	Quantity used	Delivery time
1	05 17 97 507 00 90	fixing set	2	2
2	09 30 30 048 90	screw	2	2
3	09 31 11 140 90	pin	2	60
4	09 31 11 002 90	pin	2	2
5	09 21 40 020-00	connection	2	60
6	09 18 40 009 90	sleeve	2	2
7	08 28 22 596-00	pipe	1	10
8	12 580 970-00	Slide unit - Chrome	1	10
9	28 204 970-00	Metal shower hose 1/2" x 1/2" x 1750 mm - Chrome	1	2