

## MADISON Showerpipe with shower mixer without hand shower - Brushed Platinum

MADISON

26 632 360



- shower with fixed riser projection 420mm
  - overhead shower: rain flow
  - rain shower Ø 200 mm
  - rain shower with anti-scale system
  - max. rainshower flow 6.8 l/min
  - rotary diverter for fixed-riser shower/hand shower
  - height of fittings up to top edge of elbow 1180mm
  - height of fittings up to rain shower (bottom edge) 1009mm
  - rosette for shower holder Ø 66mm
  - rosette for wall mounting Ø 70mm
  - rosette for shower mixer Ø 60mm
  - gauge 150 mm - 13 mm
  - metal shower hose 1250mm with integrated anti-twist protection
  - 1/2" connection
  - Pipe diameter 20 mm
  - This product reduces water consumption by % (compared to requirements of EPAct '92)
  - This product can contribute to Water Use Reduction in LEED® Green Building Rating
  - This product can help a building meet the requirements of Green Building Rating Systems, e.g. LEED®, BREEAM®, DGNB
- Note: Local building codes may require the use of an anti-scald device. Please refer to remote pressure balance valve (35 910 970 90) Intrinsic protection against back flow.**

**NOTE: Hand shower sold separately. Please see hand shower options under the miscellaneous articles section of each series.**

Note: Local building codes may require the use of an anti-scald device. Please refer to remote pressure balance valve (35 910 970 90)

Intrinsic protection against back flow.

NOTE: Hand shower sold separately. Please see hand shower options under the miscellaneous articles section of each series.

	Brushed Platinum	26 632 360-06 0010
	Chrome	26 632 360-00 0010
	Platinum	26 632 360-08 0010
	Durabrand (23kt Gold)	26 632 360-09 0010
	Brushed Durabrand (23kt Gold)	26 632 360-28 0010
	Brushed Dark Platinum	26 632 360-99 0010

### Required miscellaneous



**Concealed adapter -** 35 080 970-90  
 •please order two adapters (USA 0010 only)

### Required miscellaneous



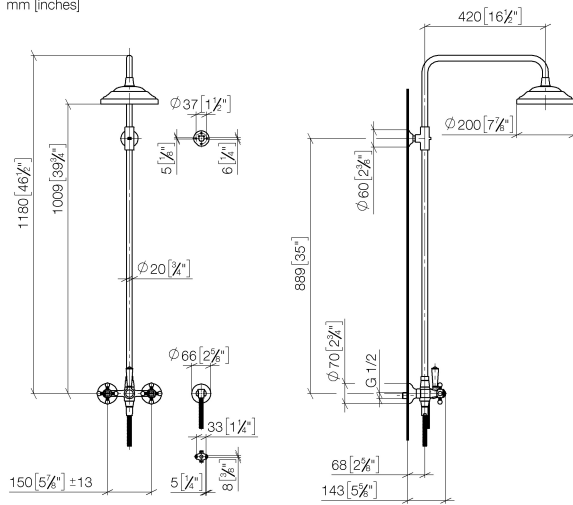
**MADISON Metal hand shower with porcelain insert (white)** 28 002 970-06  
**FlowReduce - Brushed Platinum** 0010

### Required miscellaneous

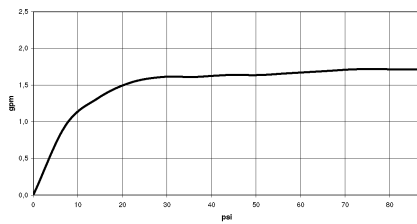


**MADISON Hand shower** 28 002 978-06  
**FlowReduce - Brushed Platinum** 0010  
 •spray head Ø 95mm  
 •Hand shower see page {PAGE}  
 •Three settings: COMPACT RAIN, COMPACT SOFT FLOW, COMPACT AQUAPRESSURE FLOW, max. flow rate l/min (at 3 bar)

26 632 360  
mm [inches]



### Flow rate chart



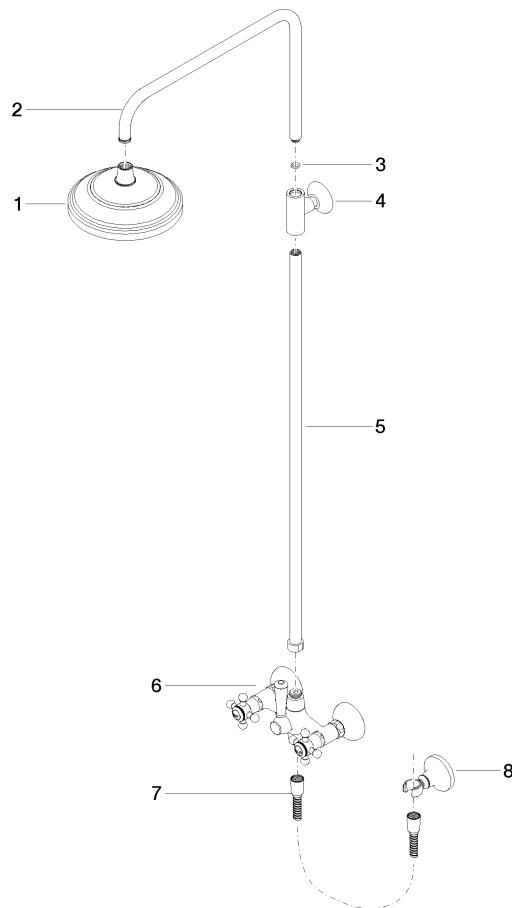
## Codes & Standards

California Energy  
Commission  
(CEC)

## MADISON Showerpipe with shower mixer without hand shower - Brushed Platinum

MADISON

26 632 360



### Spare parts list

No.	Item Number	Name	Quantity used	Delivery time
1	04 12 05 038 30-06	shower	1	10
2	04 28 22 101 20-06	spout	1	10
3	90 14 10 011 00 90	seal	1	2
4	90 17 11 033 00-06	holder	1	-
Spare part can no longer be ordered, please order the replacement item				
5	90 28 22 096 00-06	pipe	1	10
6	04 17 10 001 00-06	fitting	1	60
7	28 104 970-06	Metal shower hose 1/2" x 1/2" x 1250 mm - Brushed Platinum	1	2
8	28 050 410-06	holder	1	60