

# MADISON Showerpipe with shower mixer without hand shower - Platinum

MADISON

26 632 360



- shower with fixed riser projection 420mm
- overhead shower: rain flow
- rain shower Ø 200 mm
- rain shower with anti-scale system
- max. rainshower flow 6.8 l/min
- rotary diverter for fixed-riser shower/hand shower
- height of fittings up to top edge of elbow 1180mm
- height of fittings up to rain shower (bottom edge) 1009mm
- rosette for shower holder Ø 66mm
- rosette for wall mounting Ø 70mm
- rosette for shower mixer Ø 60mm
- gauge 150 mm - 13 mm
- metal shower hose 1250mm with integrated anti-twist protection
- 1/2" connection
- Pipe diameter 20 mm
- This product reduces water consumption by % (compared to requirements of EPAct '92)
- This product can contribute to Water Use Reduction in LEED® Green Building Rating
- This product can help a building meet the requirements of Green Building Rating Systems, e.g. LEED®, BREEAM®, DGNB







**Note: Local building codes may require the use of an anti-scald device. Please refer to remote pressure balance valve (35 910 970 90) Intrinsic protection against back flow.**

**NOTE: Hand shower sold separately. Please see hand shower options under the miscellaneous articles section of each series.**

Note: Local building codes may require the use of an anti-scald device. Please refer to remote pressure balance valve (35 910 970 90)

Intrinsic protection against back flow.

NOTE: Hand shower sold separately. Please see hand shower options under the miscellaneous articles section of each series.

	Platinum	26 632 360-08 0010
	Chrome	26 632 360-00 0010
	Brushed Platinum	26 632 360-06 0010
	Durabrand (23kt Gold)	26 632 360-09 0010
	Brushed Durabrand (23kt Gold)	26 632 360-28 0010
	Brushed Dark Platinum	26 632 360-99 0010

## Required miscellaneous



- Concealed adapter -** 35 080 970-00
- please order two adapters (USA only) 0010

## Required miscellaneous



- MADISON Metal hand shower with porcelain insert (white)** 28 002 970-08
- FlowReduce - Platinum** 0010

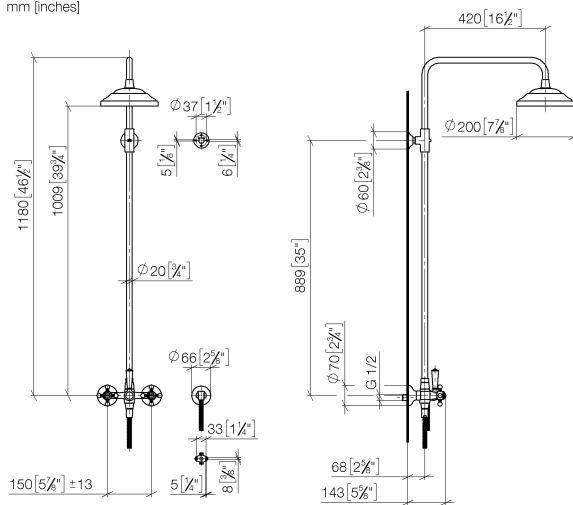
## Required miscellaneous



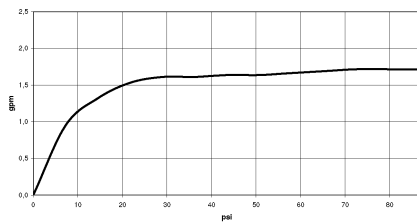
- MADISON Hand shower** 28 002 978-08
- FlowReduce - Platinum** 0010
- spray head Ø 95mm
  - Hand shower see page {PAGE}
  - Three settings: COMPACT RAIN, COMPACT SOFT FLOW, COMPACT AQUAPRESSURE FLOW, max. flow rate l/min (at 3 bar)

26 632 360

mm [inches]



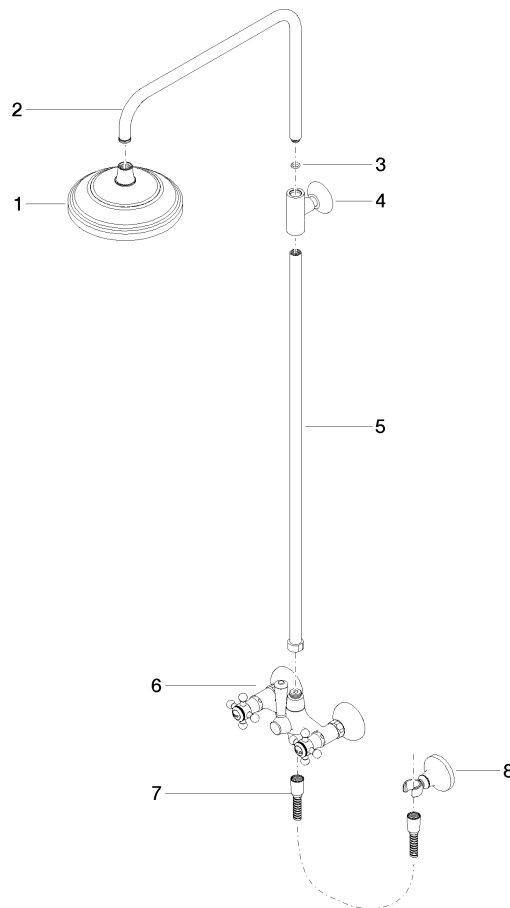
## Flow rate chart



## Codes & Standards

California Energy  
Commission  
(CEC)

26 632 360



## Spare parts list

No.	Item Number	Name	Quantity used	Delivery time
1	04 12 05 038 30-08	shower	1	40
2	04 28 22 101 20-08	spout	1	40
3	90 14 10 011 00 90	seal	1	2
4	90 17 11 033 00-08	holder	1	-
Spare part can no longer be ordered, please order the replacement item				
5	90 28 22 096 00-08	pipe	1	-
Spare part can no longer be ordered, please order the replacement item				
6	04 17 10 001 00-08	fitting	1	40
7	28 104 970-08	Metal shower hose 1/2" x 1/2" x 1250 mm - Platinum	1	40
8	28 050 410-08	holder	1	60