

VAIA Bath shower set for bath rim or tile edge installation - Platinum

VAIA

27 632 809



- spout: circular, air-enriched flow
- max. flow 24.6 l/min at 3 bar flow pressure
- Hand shower: COMPACT RAIN, max. flow rate 6.8 l/min (at 3 bar)
- complete hand shower set with anti-scale system
- automatic bath/shower diverter
- 220mm projection
- height of mixer 347 mm
- height up to aerator 244 mm
- hole diameter spout 32 mm
- hole diameter single-lever mixer 35 mm
- hole diameter for complete hand shower set 32 mm
- rosette for spout Ø 60mm
- rosette for single-lever mixer Ø 55mm
- rosette for complete hand shower set Ø 60mm
- metal shower hose 1750mm with integrated anti-twist protection

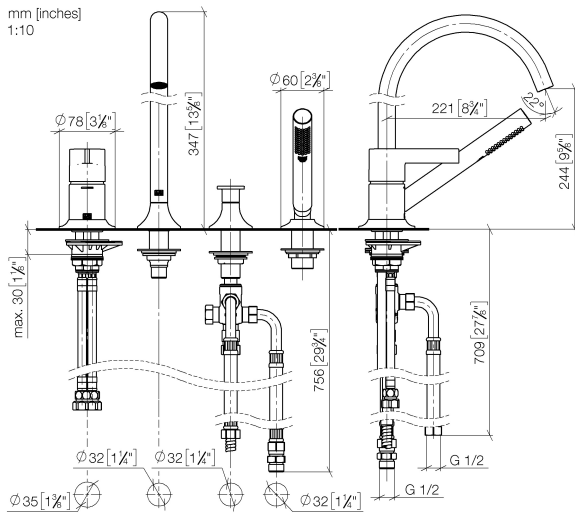
Intrinsic protection against back flow.

Note: Local building codes may require the use of an anti-scald device. Please refer to remote pressure balance valve (35 910 970 90)

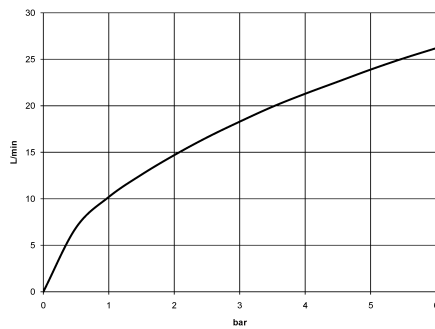
	Platinum	27 632 809-08
	Chrome	27 632 809-00
	Brushed Platinum	27 632 809-06
	Dark Chrome	27 632 809-19
	Brushed Durabronze (23kt Gold)	27 632 809-28
	Brushed Bronze	27 632 809-42
	Brushed Champagne (22kt Gold)	27 632 809-46
	Champagne (22kt Gold)	27 632 809-47
	Brushed Dark Platinum	27 632 809-99

27 632 809

mm [inches]
1:10



Flow rate chart



Codes & Standards

ASME A112.18.1	ASME A112.18.1/CSA B125.1	California Energy Commission (CEC)	cUPC
DIN 4109	EN 1717	ISO 3822	Ü-Zeichen



VAIA Bath shower set for bath rim or tile edge installation - Platinum

VAIA

27 632 809

Certificates

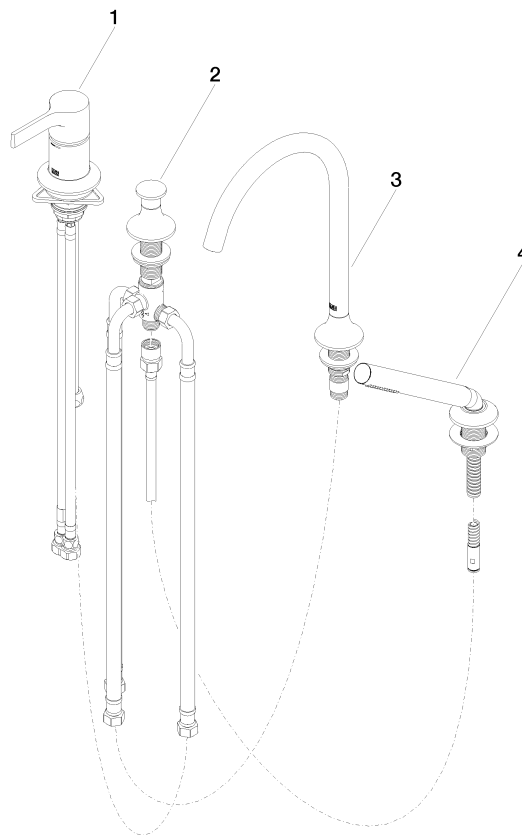
IAPMO_4976

LGA_29

Belgaqua_21-026-2

27 632 809

Parts for other
finishes can be found
here: [Chrome](#)





VAIA Bath shower set for bath rim or tile edge installation - Platinum

VAIA

27 632 809

Spare parts list

No.	Item Number	Name	Quantity used	Delivery time
	29 300 809-08	connection	4	40