

Hand shower FlowReduce - Brushed Chrome

IMO














28 012 979



Fits: IMO, LULU, MADISON, MEM, TARA, CL.1, LISSÉ, VAIA, META, CYO

- Four settings: COMPACT RAIN, COMPACT SOFT FLOW, COMPACT AQUAPRESSURE FLOW, COMPACT CASCADE, max. flow rate 6.8 l/min (at 3 bar)
- with anti-scale system
- spray head Ø 120mm
- 1/2" connection
- This product reduces water consumption by % (compared to requirements of EPAct '92)
- This product can contribute to Water Use Reduction in LEED® Green Building Rating
- This product can help a building meet the requirements of Green Building Rating Systems, e.g. LEED®, BREEAM®, DGNB

Intrinsic protection against back flow.

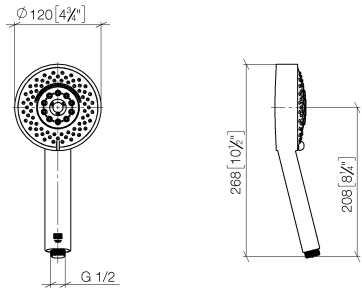
	Brushed Chrome	28 012 979-93 0010
	Chrome	28 012 979-00 0010
	Brushed Platinum	28 012 979-06 0010
	Platinum	28 012 979-08 0010
	Dark Chrome	28 012 979-19 0010
	Light Gold	28 012 979-26 0010
	Brushed Light Gold	28 012 979-27 0010
	Brushed Durabronze (23kt Gold)	28 012 979-28 0010
	Matte Black	28 012 979-33 0010
	Brushed Bronze	28 012 979-42 0010
	Brushed Champagne (22kt Gold)	28 012 979-46 0010
	Champagne (22kt Gold)	28 012 979-47 0010
	Brushed Dark Platinum	28 012 979-99 0010

Hand shower FlowReduce - Brushed Chrome

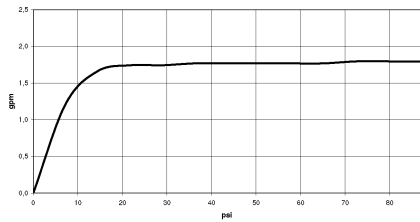
IMO

28 012 979

mm [inches]



Flow rate chart



Codes & Standards

ASME A112.18.1/CSA B125.1	California Energy Commission (CEC)
---------------------------------	--



Hand shower FlowReduce - Brushed Chrome

IMO

28 012 979

Certificates

LGA_29980.

IAPMO_4976 (2).

28 012 979

Parts for other
finishes can be found
here: [Chrome](#)



Spare parts list

No.	Item Number	Name	Quantity used	Delivery time
1	09 23 01 039 90	sieve	1	2
2	09 23 01 166 90	flow reducer	1	2
3	04 12 11 071 00 90	shower	1	2
4	09 30 09 022 90	key	1	2