

## Hand shower FlowReduce - Brushed Chrome

IMO

28 016 979

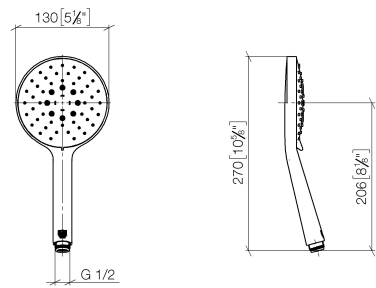


Fits: IMO, LULU, MADISON, MEM, TARA,  
CL.1, LISSÉ, VAIA, META, CYO

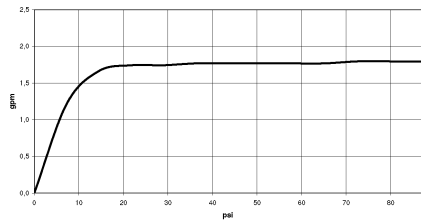
- Three or five settings: COMPACT RAIN, COMPACT SOFT FLOW, COMPACT AQUAPRESSURE FLOW, max. flow rate 6.8 l/min (at 3 bar)
- with anti-scale system
- spray head Ø 130 mm
- 1/2" connection
- This product reduces water consumption by % (compared to requirements of EPAct '92)
- This product can contribute to Water Use Reduction in LEED® Green Building Rating
- This product can help a building meet the requirements of Green Building Rating Systems, e.g. LEED®, BREEAM®, DGNB

Intrinsic protection against back flow.

	Brushed Chrome	28 016 979-93 0010
	Chrome	28 016 979-00 0010
	Brushed Platinum	28 016 979-06 0010
	Platinum	28 016 979-08 0010
	Dark Chrome	28 016 979-19 0010
	Light Gold	28 016 979-26 0010
	Brushed Light Gold	28 016 979-27 0010
	Brushed Durabronze (23kt Gold)	28 016 979-28 0010
	Matte Black	28 016 979-33 0010
	Brushed Bronze	28 016 979-42 0010
	Brushed Champagne (22kt Gold)	28 016 979-46 0010
	Champagne (22kt Gold)	28 016 979-47 0010
	Brushed Dark Platinum	28 016 979-99 0010



Flow rate chart



Codes & Standards

ASME A112.18.1	ASME A112.18.1/CSA B125.1	California Energy Commission (CEC)	cUPC
DIN 4109	EN 1112	ISO 3822	Ü-Zeichen



## Hand shower FlowReduce - Brushed Chrome

IMO

28 016 979

### Certificates

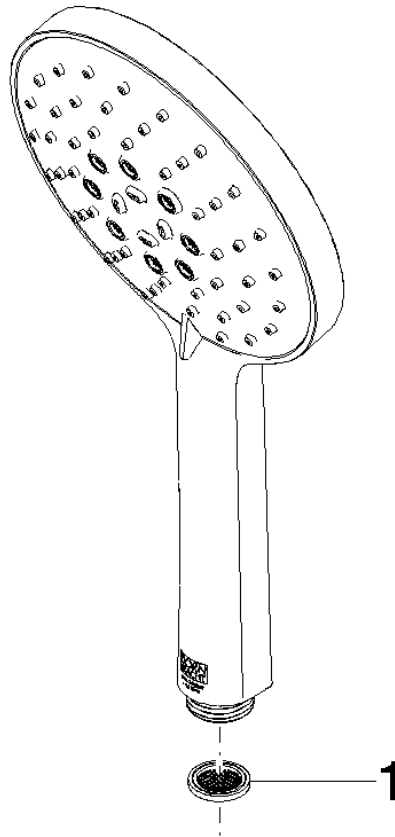
IAPMO\_4976

LGA\_29

DVGW\_DW-  
6517DN0

**Product version from 4/1/2024**

Parts for other  
finishes can be found  
here: [Chrome](#)





## Hand shower FlowReduce - Brushed Chrome

IMO

28 016 979

### Spare parts list

#### Product version from 4/1/2024

No.	Item Number	Name	Quantity used	Delivery time
	09 23 01 039 90	sieve	1	2