

Rain shower for surface-mounted ceiling installation 300 x 240 mm - Dark Chrome

IMO

28 041 980



Fits: IMO, LULU, MEM, CL.1, CYO

- rain shower 300 x 240mm
- PURE RAIN, max. flow rate 6.8 l/min (at 3 bar)
- PURIFY RAIN, max. flow rate 6 l/min (at 3 bar)
- with anti-scale system
- Distance to ceiling from bottom edge of shower 40 mm
- This product can help a building meet the requirements of Green Building Rating Systems, e.g. LEED®, BREEAM®, DGNB
- Not suitable for use in a steam room.

Three-way diverter ensures that the product does not exceed the max. flow rate of 2.5 gpm at any setting. It does not permit the use of two functions simultaneously.

Three-way diverter trim is sold separately

Pre-assembly kit for three-way diverter included

Three-way diverter ensures that the product does not exceed the max. flow rate of 2.5 gpm at any setting. It does not permit the use of two functions simultaneously.

Three-way diverter trim is sold separately

Pre-assembly kit for three-way diverter included

	Dark Chrome	28 041 980-19 0010
	Chrome	28 041 980-00 0010
	Brushed Platinum	28 041 980-06 0010
	Platinum	28 041 980-08 0010
	Brushed Light Gold	28 041 980-27 0010
	Brushed Durabronze (23kt Gold)	28 041 980-28 0010
	Matte Black	28 041 980-33 0010
	Brushed Champagne (22kt Gold)	28 041 980-46 0010
	Champagne (22kt Gold)	28 041 980-47 0010
	Brushed Chrome	28 041 980-93 0010
	Brushed Dark Platinum	28 041 980-99 0010

Required miscellaneous



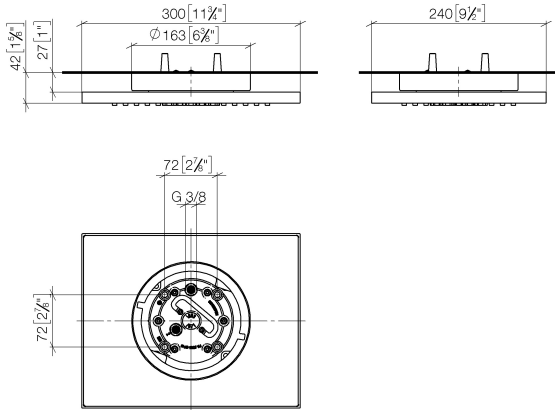
Concealed ceiling installation box for surface-mounted ceiling installation - 35 041 970-90 0010

- min. recess depth 90 mm
- Pre-assembly kit for three-way diverter included
- max. recess depth 115 mm

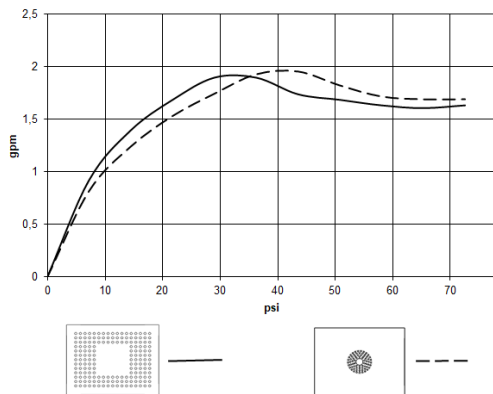
Rain shower for surface-mounted ceiling installation 300 x 240 mm - Dark Chrome

IMO

28 041 980
mm [inches]

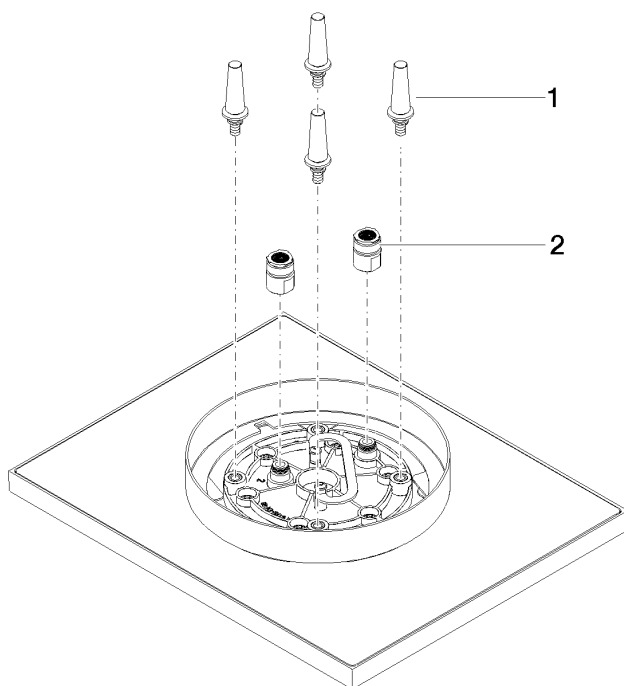


Flow rate chart



Codes & Standards

California Energy
Commission
(CEC)





Rain shower for surface-mounted ceiling installation 300 x 240 mm - Dark Chrome

IMO

28 041 980

Spare parts list

Product version from 5/1/2022

No.	Item Number	Name	Quantity used	Delivery time
	90 17 20 263 00 90	fixing set	3	2