


Rain shower for surface-mounted ceiling installation with light 300 x 240 mm - Brushed Dark Platinum

IMO

28 042 980



Fits: IMO, LULU, MEM, CL.1, CYO

- rain shower 300 x 240mm
- PURE RAIN, max. flow rate 6.8 l/min (at 3 bar)
- PURIFY RAIN, max. flow rate 6 l/min (at 3 bar)
- Distance to ceiling from bottom edge of shower 40 mm
- with anti-scale system
- central LED Spot 3000 K
- Provided by customer: Light switch
- Not suitable for use in a steam room.

Three-way diverter ensures that the product does not exceed the max. flow rate of 2.5 gpm at any setting. It does not permit the use of two functions simultaneously.

Three-way diverter trim is sold separately

includes light bulbs with a Class F energy efficiency

Pre-assembly kit for three-way diverter included

Three-way diverter ensures that the product does not exceed the max. flow rate of 2.5 gpm at any setting. It does not permit the use of two functions simultaneously.

Three-way diverter trim is sold separately

includes light bulbs with a Class F energy efficiency

Pre-assembly kit for three-way diverter included

	Brushed Dark Platinum	28 042 980-99 0010
	Chrome	28 042 980-00 0010
	Brushed Platinum	28 042 980-06 0010
	Platinum	28 042 980-08 0010
	Dark Chrome	28 042 980-19 0010
	Brushed Durabronze (23kt Gold)	28 042 980-28 0010
	Matte Black	28 042 980-33 0010
	Brushed Champagne (22kt Gold)	28 042 980-46 0010
	Champagne (22kt Gold)	28 042 980-47 0010
	Brushed Chrome	28 042 980-93 0010

Required miscellaneous



Concealed ceiling installation box for surface-mounted ceiling installation with light - 35 042 970-90 0010

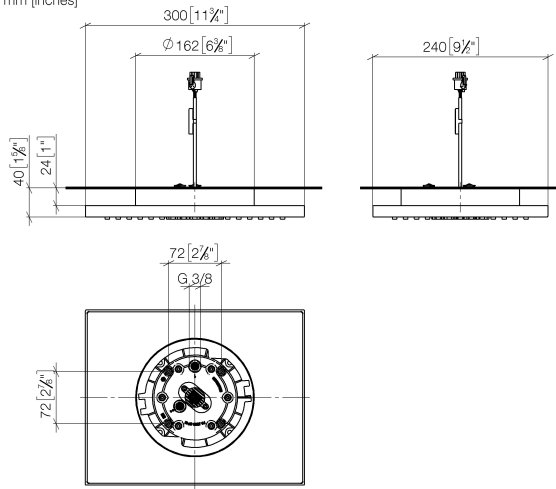
- max. recess depth 115 mm
- Provided by customer: Light switch
- min. recess depth 90 mm
- Pre-assembly kit for three-way diverter included

Rain shower for surface-mounted ceiling installation with light 300 x 240 mm - Brushed Dark Platinum

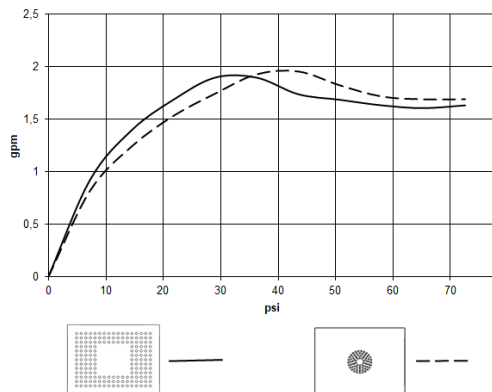
IMO

28 042 980

mm [inches]



Flow rate chart



Codes & Standards

California Energy
Commission
(CEC)

Water Sense





Rain shower for surface-mounted ceiling installation with light 300 x 240 mm - Brushed Dark Platinum

IMO

28 042 980

Certificates

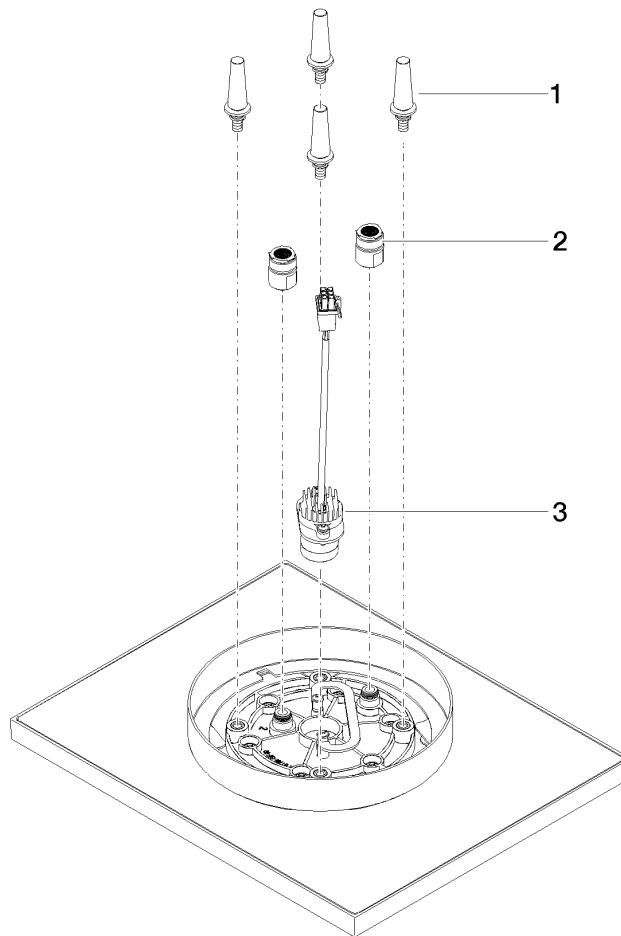
IAPMO_11777.

IAPMO_4976 (7).

Rain shower for surface-mounted ceiling installation with light 300 x 240 mm - Brushed Dark Platinum

IMO

28 042 980



Spare parts list

No.	Item Number	Name	Quantity used	Delivery time
1	90 17 20 263 00 90	fixing set	1	2
2	90 24 03 309 02 90	connection	2	2
3	90 10 01 225 00 90	electronic accessories	1	2