

Shower head - Champagne (22kt Gold)

IMO

28 504 670



Fits: IMO, MEM, CL.1, CYO

- 180-210mm projection
- ball-joint pivotable through 30°
- PURIFY RAIN, max. flow rate 6.8 l/min (at 3 bar)
- with anti-scale system
- spray head Ø 100mm
- rosette 60 x 60 mm
- 1/2" connection
- Function from: 5.5 l/min
- This product reduces water consumption by % (compared to requirements of EPAct '92)
- This product can help a building meet the requirements of Green Building Rating Systems, e.g. LEED®, BREEAM®, DGNB

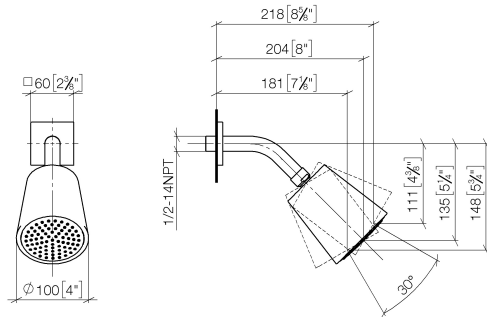
	Champagne (22kt Gold)	28 504 670-47 0010
	Chrome	28 504 670-00 0010
	Brushed Platinum	28 504 670-06 0010
	Platinum	28 504 670-08 0010
	Dark Chrome	28 504 670-19 0010
	Brushed Light Gold	28 504 670-27 0010
	Brushed Durabronze (23kt Gold)	28 504 670-28 0010
	Matte Black	28 504 670-33 0010
	Brushed Champagne (22kt Gold)	28 504 670-46 0010
	Brushed Chrome	28 504 670-93 0010
	Brushed Dark Platinum	28 504 670-99 0010

Shower head - Champagne (22kt Gold)

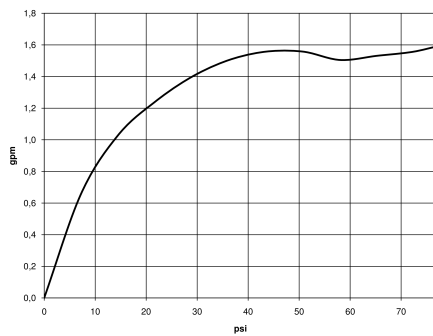
IMO

28 504 670

mm [inches]



Flow rate chart



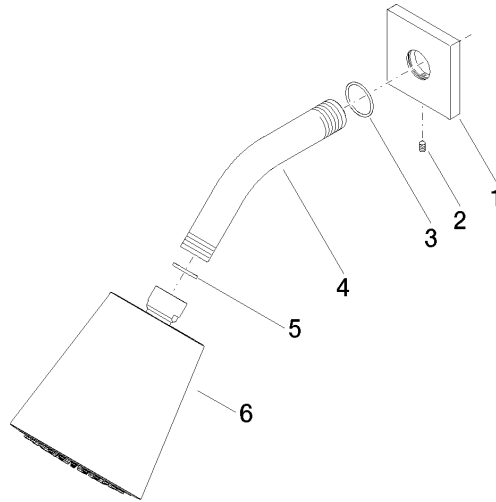
Codes & Standards

ASME
A112.18.1/CSA
B125.1

California Energy
Commission
(CEC)

Product version from 6/1/2024

Parts for other
finishes can be found
here: [Chrome](#)





Shower head - Champagne (22kt Gold)

IMO

28 504 670

Spare parts list

Product version from 6/1/2024

No.	Item Number	Name	Quantity used	Delivery time
	09 27 98 003-47	rosette	6	30