





DORNBRACHT YARRE Shower head - Chrome

28 504 832



- 180-210mm projection
- ball-joint pivotable through 30°
- normal flow
- with anti-scale system
- spray head Ø 100mm
- rosette Ø 55 mm
- 1/2" connection
- max. flow l/min
- rosette Ø 55 mm

	Chrome	28 504 832-00 0010
	Soft Black	28 504 832-69 0010

Recommended miscellaneous

Concealed wall elbow - 35 085 970-90 0010

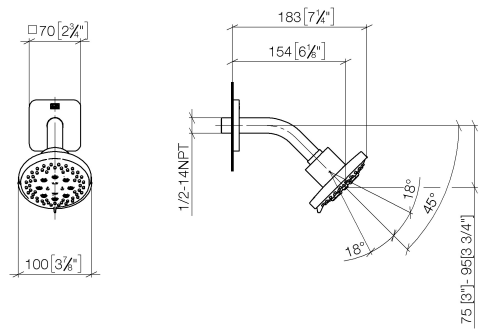




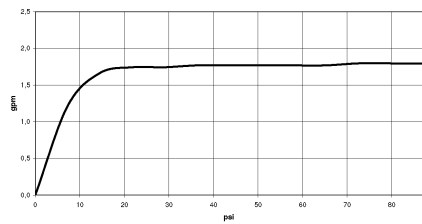
DORNBRACHT YARRE Shower head - Chrome

28 504 832

mm [inches]



Flow rate chart



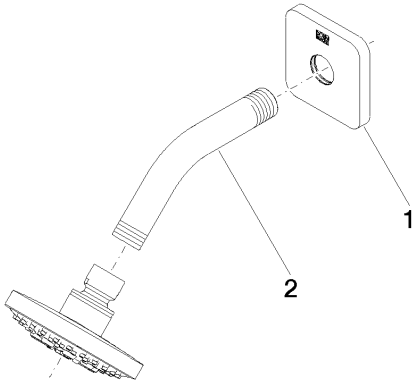
Codes & Standards

ASME
A112.18.1/CSA
B125.1

California Energy
Commission
(CEC)

DORNBRACT YARRE Shower head - Chrome

28 504 832



Spare parts list

No.	Item Number	Name	Quantity used	Delivery time
1	90 27 83 016 00-00	rosette	1	2
2	90 11 03 011 11-00	connection	1	2