







MADISON Shower head FlowReduce - Chrome

MADISON

28 508 360

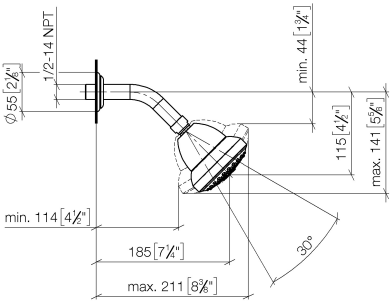


- 200mm projection
- ball-joint pivotable through 30°
- Three settings: PURIFY RAIN, COMPACT SOFT FLOW, COMPACT AQUAPRESSURE FLOW, max. flow rate 7.6 l/min (at 3 bar)
- with anti-scale system
- spray head Ø 94mm
- rosette Ø 55 mm
- 1/2" connection
- This product reduces water consumption by % (compared to requirements of EPAct '92)
- This product can contribute to Water Use Reduction in LEED® Green Building Rating
- This product can help a building meet the requirements of Green Building Rating Systems, e.g. LEED®, BREEAM®, DGNB

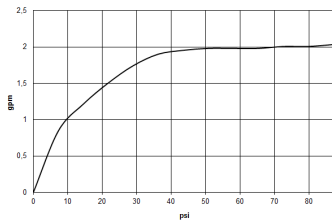
	Chrome	28 508 360-00 0010
	Brushed Platinum	28 508 360-06 0010
	Platinum	28 508 360-08 0010
	Durabrand (23kt Gold)	28 508 360-09 0010
	Brushed Durabrand (23kt Gold)	28 508 360-28 0010
	Brushed Dark Platinum	28 508 360-99 0010

28 508 360

mm [inches]



Flow rate chart



Codes & Standards

DIN 4109

ISO 3822

Ü-Zeichen



MADISON Shower head FlowReduce - Chrome

MADISON

28 508 360

Certificates

LGA_38

28 508 360

Parts for other
finishes can be found
here: Brushed
Platinum





MADISON Shower head FlowReduce - Chrome

MADISON

28 508 360

Spare parts list

No.	Item Number	Name	Quantity used	Delivery time
	09 27 35 003-00	rosette	4	10