

Shower head FlowReduce - Platinum


TARA

28 508 979



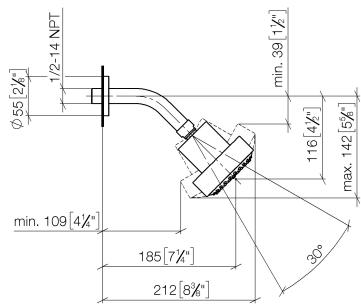
Fits: TARA, LISSÉ, VAIA, META

- 200mm projection
- ball-joint pivotable through 30°
- Three settings: PURIFY RAIN, COMPACT SOFT FLOW, COMPACT AQUAPRESSURE FLOW, max. flow rate 6.8 l/min (at 3 bar)
- with anti-scale system
- spray head Ø 92mm
- rosette Ø 55 mm
- 1/2" connection
- This product reduces water consumption by % (compared to requirements of EPAct '92)
- This product can contribute to Water Use Reduction in LEED® Green Building Rating
- This product can help a building to meet requirements of Green Building Rating Systems, e.g. LEED®, BREEAM®, DGNB

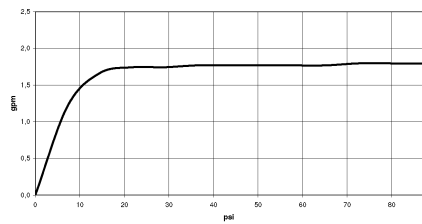
	Platinum	28 508 979-08 0010
	Chrome	28 508 979-00 0010
	Brushed Platinum	28 508 979-06 0010
	Dark Chrome	28 508 979-19 0010
	Brushed Durabronze (23kt Gold)	28 508 979-28 0010
	Matte Black	28 508 979-33 0010
	Brushed Champagne (22kt Gold)	28 508 979-46 0010
	Champagne (22kt Gold)	28 508 979-47 0010
	Brushed Chrome	28 508 979-93 0010
	Brushed Dark Platinum	28 508 979-99 0010

28 508 979

mm [inches]



Flow rate chart



Codes & Standards

ASME
A112.18.1/CSA
B125.1

California Energy
Commission
(CEC)

Water Sense





Shower head FlowReduce - Platinum

TARA

28 508 979

Certificates

IAPMO_11777. IAPMO_4976 (3). LGA_38653.

28 508 979

Parts for other
finishes can be found
here: [Chrome](#)



Spare parts list

No.	Item Number	Name	Quantity used	Delivery time
1	09 27 22 019-08	rosette	1	40
2	90 14 10 026 00 90	seal	1	2
3	09 11 03 011-08	connection	1	40
4	04 12 11 110 30-08	shower	1	40