







## MADISON Rain shower with wall fixing 200 mm - Brushed Dark Platinum

MADISON

28 545 977



- 435mm projection
- Rain shower: PURE RAIN, max. flow rate 6.8 l/min (at 3 bar)
- with anti-scale system
- rain shower Ø 200 mm
- rosette Ø 55 mm
- 1/2" connection
- This product reduces water consumption by % (compared to requirements of EPAct '92)
- This product can help a building meet the requirements of Green Building Rating Systems, e.g. LEED®, BREEAM®, DGNB

	Brushed Dark Platinum	28 545 977-99 0010
	Chrome	28 545 977-00 0010
	Brushed Platinum	28 545 977-06 0010
	Platinum	28 545 977-08 0010
	Durabrand (23kt Gold)	28 545 977-09 0010
	Brushed Durabrand (23kt Gold)	28 545 977-28 0010

### Required miscellaneous



- Concealed wall elbow -** 35 085 970-90
- max. recess depth 163 mm 0010
  - min. recess depth 90 mm

### Required miscellaneous



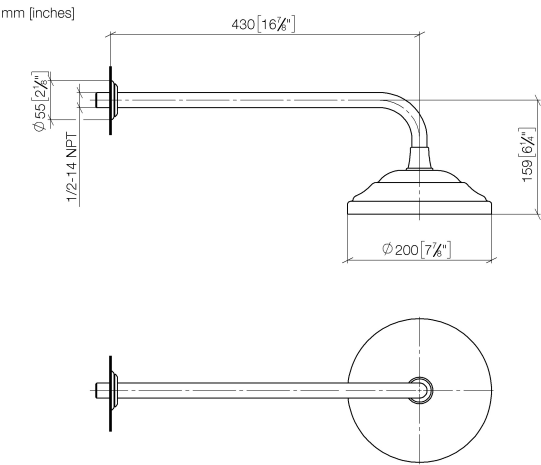
- Concealed wall elbow -** 35 085 970-90
- max. recess depth 163 mm 0010
  - min. recess depth 90 mm



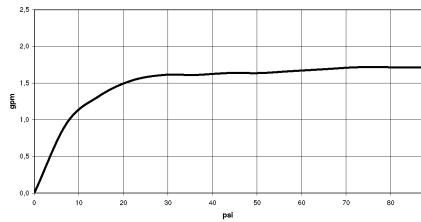
MADISON Rain shower with wall fixing 200 mm - Brushed Dark Platinum

MADISON


28 545 977



Flow rate chart



Codes & Standards

ASME A112.18.1	ASME A112.18.1/CSA B125.1	California Energy Commission (CEC)	cUPC
EPA WaterSense	Water Sense	WaterSense	



## MADISON Rain shower with wall fixing 200 mm - Brushed Dark Platinum

---

MADISON

28 545 977

### Certificates

---

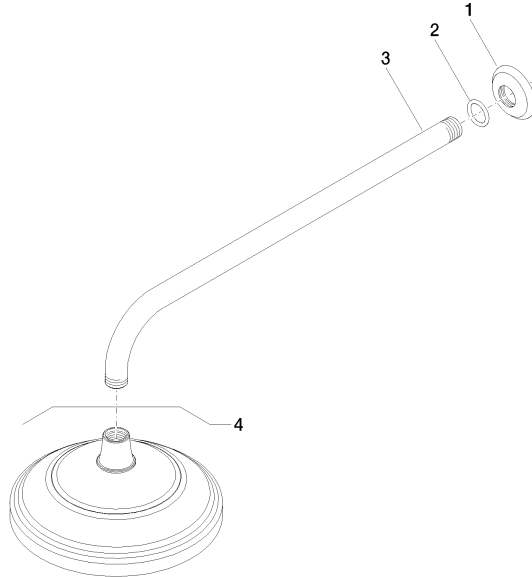
IAPMO\_4976

IAPMO\_11

28 545 977

Product version up to 12/5/2019

**Product version from 12/5/2019**





## MADISON Rain shower with wall fixing 200 mm - Brushed Dark Platinum

MADISON

28 545 977

### Spare parts list

Product version up to 12/5/2019

#### Product version from 12/5/2019

No.	Item Number	Name	Quantity used	Delivery time
	09 27 35 003-99	rosette	4	30