

Rain shower with ceiling fixing 300 mm - Chrome

IMO

28 689 970



Fits: IMO, TARA, LISSÉ, VAIA, META, CYO

- PURE RAIN, max. flow rate 6.8 l/min (at 3 bar)
- with anti-scale system
- rain shower Ø 300 mm
- rosette Ø 60 mm optional
- 1/2" connection
- Function from: 6.5 l/min
- quick clearing
- This product reduces water consumption by % (compared to requirements of EPAct '92)
- This product can contribute to Water Use Reduction in LEED® Green Building Rating
- This product can help a building to meet requirements of Green Building Rating Systems, e.g. LEED®, BREEAM®, DGNB

| | | |
|--|-------------------------------|--------------------|
|  | Chrome | 28 689 970-00 0010 |
|  | Brushed Platinum | 28 689 970-06 0010 |
|  | Platinum | 28 689 970-08 0010 |
|  | Dark Chrome | 28 689 970-19 0010 |
|  | Brushed Durabrass (23kt Gold) | 28 689 970-28 0010 |
|  | Matte Black | 28 689 970-33 0010 |
|  | Brushed Champagne (22kt Gold) | 28 689 970-46 0010 |
|  | Champagne (22kt Gold) | 28 689 970-47 0010 |
|  | Brushed Chrome | 28 689 970-93 0010 |
|  | Brushed Dark Platinum | 28 689 970-99 0010 |

Required miscellaneous



Concealed wall elbow -

- max. recess depth 163 mm
- min. recess depth 90 mm

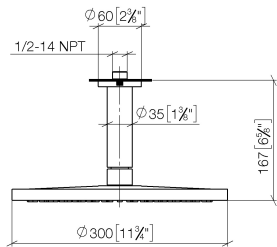
35 085 970-90
0010

Rain shower with ceiling fixing 300 mm - Chrome

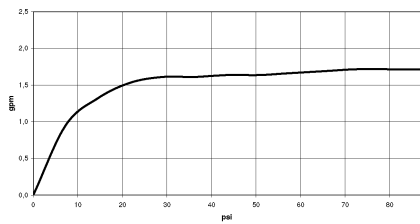
IMO

28 689 970

mm [inches]



Flow rate chart



Codes & Standards

ASME
A112.18.1/CSA
B125.1

California Energy
Commission
(CEC)

Water Sense





Rain shower with ceiling fixing 300 mm - Chrome

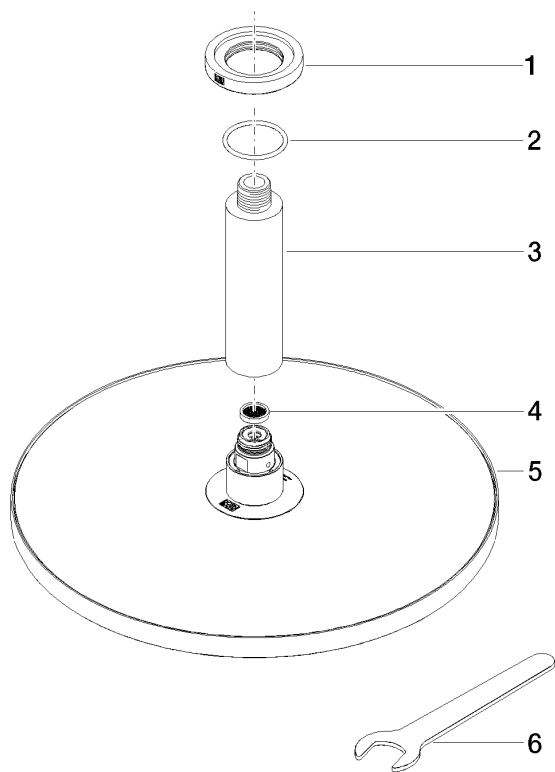
IMO

28 689 970

Certificates

IAPMO_11777. IAPMO_4976 (4).

28 689 970



Spare parts list

| No. | Item Number | Name | Quantity used | Delivery time |
|-----|--------------------|------------|---------------|---------------|
| 1 | 09 27 22 040-00 | rosette | 1 | 10 |
| 2 | 09 14 10 141 90 | seal | 1 | 2 |
| 3 | 09 11 03 080-00 | connection | 1 | 10 |
| 4 | 09 23 01 075 90 | insert | 1 | 2 |
| 5 | 04 12 05 091 10-00 | shower | 1 | 10 |
| 6 | 90 30 09 069 00 90 | key | 1 | 2 |