





## TARA ULTRA POT FILLER Cold-water valve - Brushed Champagne (22kt Gold)

TARA ULTRA

30 805 875



- 500mm projection
- pivoting spout
- laminar flow
- cold water only
- max. flow 5.7 l/min at 3 bar flow pressure
- two valves
- min. recess depth 125 mm
- max. recess depth 80 mm
- lead-free
- This product can help a building meet the requirements of Green Building Rating Systems, e.g. LEED®, BREEAM®, DGNB

	Brushed Champagne (22kt Gold)	30 805 875-46
	Chrome	30 805 875-00
	Brushed Platinum	30 805 875-06
	Platinum	30 805 875-08
	Durabass (23kt Gold)	30 805 875-09
	Dark Chrome	30 805 875-19
	Brushed Durabass (23kt Gold)	30 805 875-28
	Champagne (22kt Gold)	30 805 875-47
	Brushed Chrome	30 805 875-93
	Brushed Dark Platinum	30 805 875-99

### Required miscellaneous



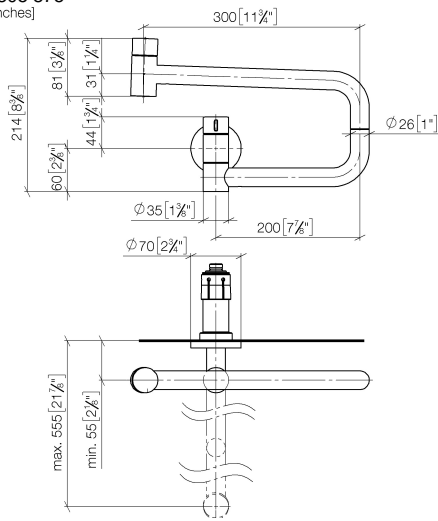
**POT FILLER Concealed wall elbow** 35 087 970-90  
- 0010

# TARA ULTRA POT FILLER Cold-water valve - Brushed Champagne (22kt Gold)

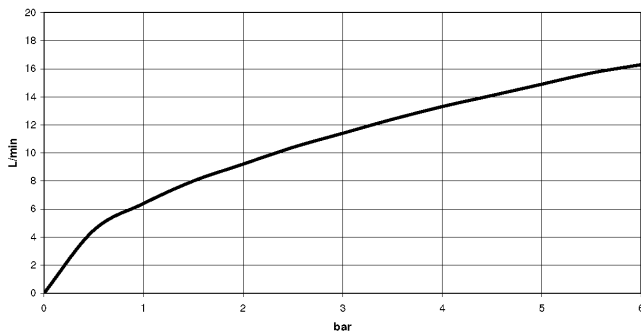
TARA ULTRA

30 805 875

mm [inches]



## Flow rate chart



## Codes & Standards

ASME A112.18.1/CSA B125.1	California Energy Commission (CEC)	DIN 4109	ISO 3822
NSF/ANSI 372	NSF/ANSI/CAN 61	NSF372	NSF61

## Ü-Zeichen



TARA ULTRA POT FILLER Cold-water valve - Brushed Champagne (22kt Gold)

TARA ULTRA

30 805 875  
Certificates

IAPMO\_N-4

IAPMO\_6

LGA\_29

**TARA ULTRA POT FILLER Cold-water valve - Brushed Champagne (22kt Gold)**

TARA ULTRA

30 805 875





TARA ULTRA POT FILLER Cold-water valve - Brushed Champagne (22kt Gold)

TARA ULTRA

30 805 875

Spare parts list

No.	Item Number	Name	Quantity used	Delivery time
	09 20 62 025-46	handle	13	30