

META Single-lever basin mixer with raised base without pop-up waste - Brushed Platinum

META

33 539 660



- 165mm projection
- fixed spout
- circular, air-enriched flow
- height of mixer 300 mm
- height up to aerator 219 mm
- hole diameter 35 mm
- 2 x pressure hose with 3/8" cap nut
- max. flow 4.5 l/min
- lead-free
- This product can help a building meet the requirements of Green Building Rating Systems, e.g. LEED®, BREEAM®, DGNB

for use on countertop bowls

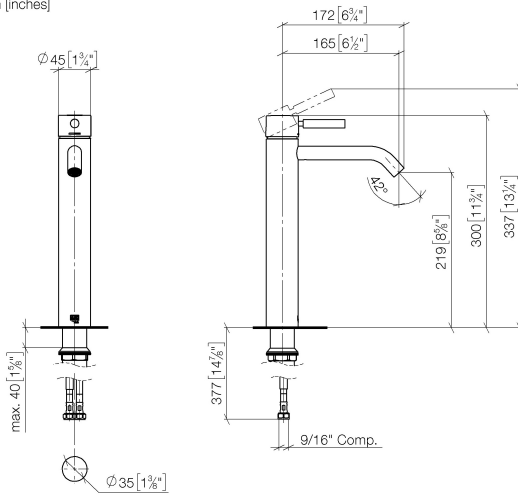
	Brushed Platinum	33 539 660-06 0010
	Chrome	33 539 660-00 0010
	Dark Chrome	33 539 660-19 0010
	Light Gold	33 539 660-26 0010
	Brushed Light Gold	33 539 660-27 0010
	Matte Black	33 539 660-33 0010
	Brushed Bronze	33 539 660-42 0010
	Brushed Champagne (22kt Gold)	33 539 660-46 0010
	Champagne (22kt Gold)	33 539 660-47 0010
	Brushed Chrome	33 539 660-93 0010
	Brushed Dark Platinum	33 539 660-99 0010



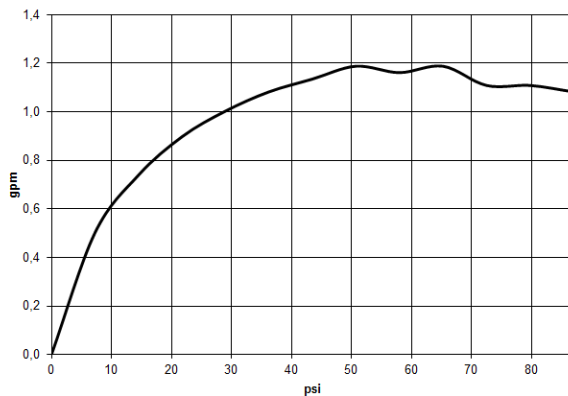
META Single-lever basin mixer with raised base without pop-up waste - Brushed Platinum

META


33 539 660
mm [inches]



Flow rate chart



Codes & Standards

ADA	ASME A112.18.1	ASME A112.18.1/CSA B125.1	California Energy Commission (CEC)
cUPC	EPA WaterSense	NSF/ANSI 372	NSF/ANSI/CAN 61
NSF372	NSF61	Water Sense	WaterSense 



META Single-lever basin mixer with raised base without pop-up waste -
Brushed Platinum

META

33 539 660
Certificates

IAPMO_4976	IAPMO_8834	IAPMO_6397	IAPMO_N-4976
------------	------------	------------	--------------

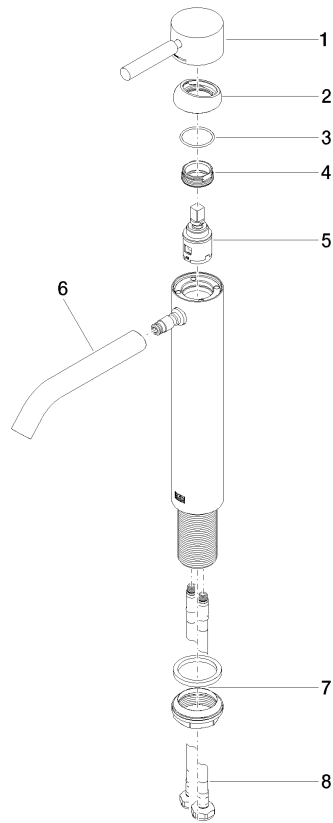
META Single-lever basin mixer with raised base without pop-up waste - Brushed Platinum

META

33 539 660

Product version up to 1/23/2020

Product version from 1/23/2020





META Single-lever basin mixer with raised base without pop-up waste -
Brushed Platinum

META

33 539 660

Spare parts list

Product version up to 1/23/2020

Product version from 1/23/2020

No.	Item Number	Name	Quantity used	Delivery time
	90 20 66 002 00-06	handle	9	10