

META SQUARE BAR TAP Single-lever mixer - Brushed Chrome












META SQUARE

33 805 861




- 166mm projection
- pivotable spout 360°
- Optional swivel limiter available with swivel limiter set 12 820 970 90
- air-enriched flow
- height of mixer 309 mm
- height up to aerator 234 mm
- hole diameter 35 mm
- 2 x pressure hose with 3/8" cap nut
- max. flow 5.7 l/min at 3 bar flow pressure
- lead-free
- This product can help a building meet the requirements of Green Building Rating Systems, e.g. LEED®, BREEAM®, DGNB

Not possible in combination with rinsing spray.

	Brushed Chrome	33 805 861-93 0010
	Chrome	33 805 861-00 0010
	Brushed Platinum	33 805 861-06 0010
	Platinum	33 805 861-08 0010
	Durabrand (23kt Gold)	33 805 861-09 0010
	Dark Chrome	33 805 861-19 0010
	Brushed Durabrand (23kt Gold)	33 805 861-28 0010
	Matte Black	33 805 861-33 0010
	Brushed Champagne (22kt Gold)	33 805 861-46 0010
	Champagne (22kt Gold)	33 805 861-47 0010
	Brushed Dark Platinum	33 805 861-99 0010

Recommended miscellaneous

	Swivel limitation set -	12 820 970 90
---	--------------------------------	---------------

Recommended miscellaneous

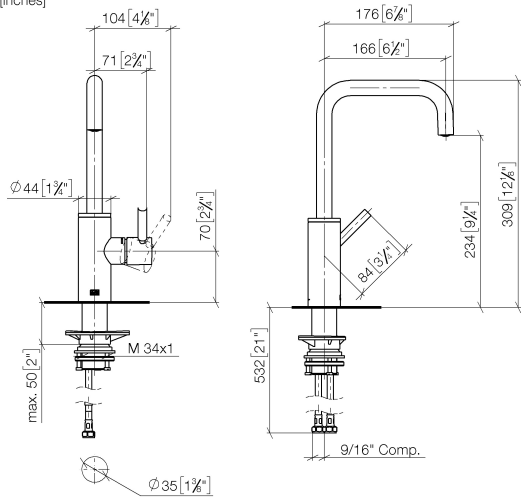
	AIR SWITCH Control button - Brushed Chrome	10 713 970-93
---	---	---------------

Recommended miscellaneous

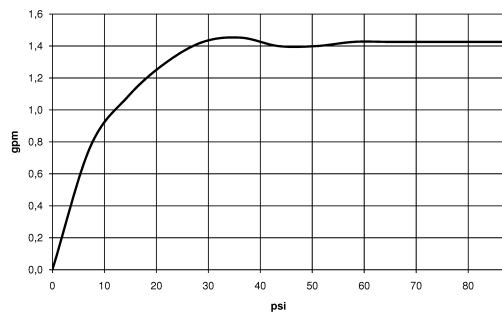
	Dispenser without rosette - Brushed Chrome	82 424 970-93
---	---	---------------

33 805 861

mm [inches]

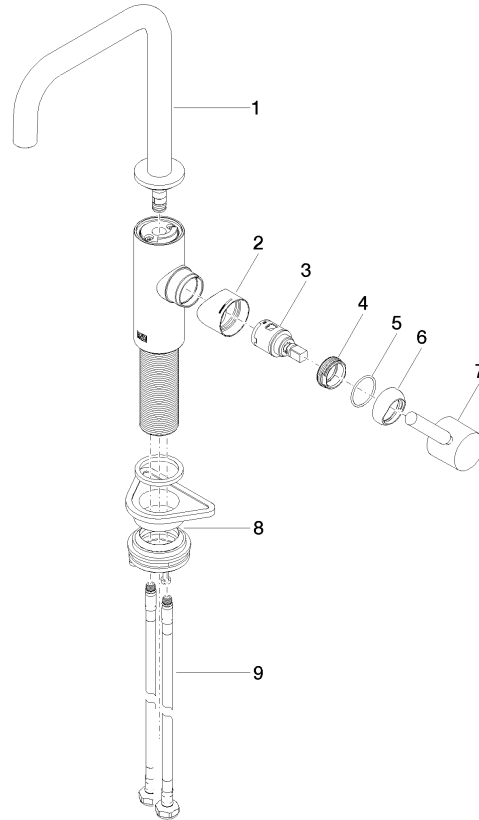


Flow rate chart



Codes & Standards

California Energy
Commission
(CEC)





META SQUARE BAR TAP Single-lever mixer - Brushed Chrome

META SQUARE

33 805 861

Spare parts list

No.	Item Number	Name	Quantity used	Delivery time
	90 28 22 285 01-93	spout	10	-

Spare part can no longer be ordered, please order the replacement item