

META SQUARE Single-lever mixer - Dark Chrome

META SQUARE

33 815 861



- 235mm projection
- pivotable spout 360°
- Optional swivel limiter available with swivel limiter set 12 820 970 90
- air-enriched flow
- height of mixer 357 mm
- height up to aerator 282 mm
- hole diameter 35 mm
- 2 x pressure hose with 3/8" cap nut
- max. flow 5.7 l/min at 3 bar flow pressure
- lead-free
- This product can help a building meet the requirements of Green Building Rating Systems, e.g. LEED®, BREEAM®, DGNB

Not possible in combination with rinsing spray.

	Dark Chrome	33 815 861-19 0010
	Chrome	33 815 861-00 0010
	Brushed Platinum	33 815 861-06 0010
	Platinum	33 815 861-08 0010
	Durabrand (23kt Gold)	33 815 861-09 0010
	Brushed Durabrand (23kt Gold)	33 815 861-28 0010
	Matte Black	33 815 861-33 0010
	Brushed Champagne (22kt Gold)	33 815 861-46 0010
	Champagne (22kt Gold)	33 815 861-47 0010
	Brushed Chrome	33 815 861-93 0010
	Brushed Dark Platinum	33 815 861-99 0010

Recommended miscellaneous

Swivel limitation set - 12 820 970 90



Recommended miscellaneous

AIR SWITCH Control button - Dark Chrome 10 713 970-19



Recommended miscellaneous

Dispenser without rosette - Dark Chrome 82 424 970-19



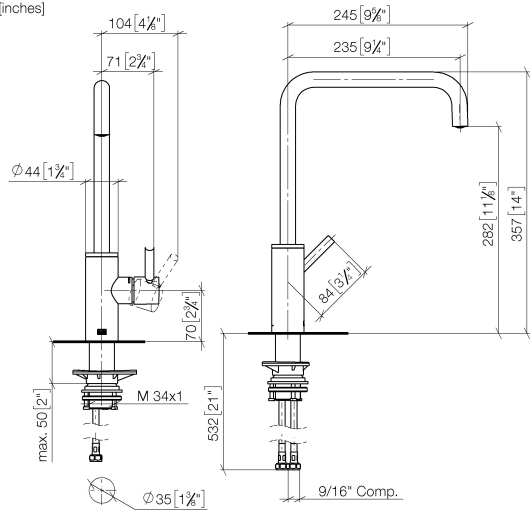


META SQUARE Single-lever mixer - Dark Chrome

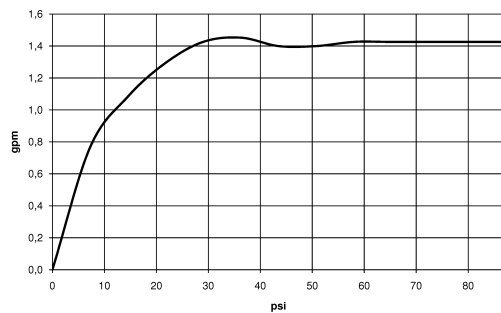
META SQUARE

33 815 861

mm [inches]



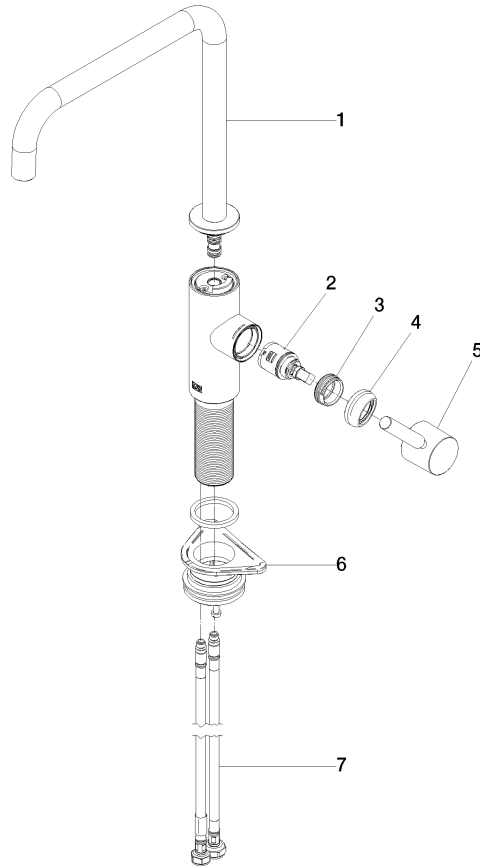
Flow rate chart



Codes & Standards

California Energy
Commission
(CEC)

Product version from 2/1/2023





META SQUARE Single-lever mixer - Dark Chrome

META SQUARE

33 815 861

Spare parts list

Product version from 2/1/2023

No.	Item Number	Name	Quantity used	Delivery time
	90 28 22 284 01-19	spout	8	-

Spare part can no longer be ordered, please order the replacement item