

## Showerpipe with shower thermostat without hand shower - Matte Black

IMO

34 459 980



Fits: IMO, MEM, CL.1, CYO

- shower with fixed riser projection 453mm
  - overhead shower: rain flow
  - rain shower 300 x 240mm
  - rain shower with anti-scale system
  - max. rainshower flow 6.8 l/min
  - Function from: 6 l/min
  - rotary diverter with volume control and shut-off function
  - slide-on rosettes Ø 70 mm
  - height of fittings up to rain shower (bottom edge) 1009mm
  - height of fittings up to top edge of elbow 1150mm
  - gauge 150 mm - 13 mm
  - metal shower hose 1750mm with integrated anti-twist protection
  - 1/2" connection
  - slide bar
  - Pipe diameter 23.5 mm
  - quick clearing
  - This product reduces water consumption by % (compared to requirements of EPA '92)
  - This product can contribute to Water Use Reduction in LEED® Green Building Rating
- Intrinsic protection against back flow.**

**NOTE: Hand shower sold separately. Please see hand shower options under the miscellaneous articles section of each series.**

Intrinsic protection against back flow.

NOTE: Hand shower sold separately. Please see hand shower options under the miscellaneous articles section of each series.

	Matte Black	34 459 980-33 0010
	Chrome	34 459 980-00 0010
	Brushed Platinum	34 459 980-06 0010
	Platinum	34 459 980-08 0010
	Dark Chrome	34 459 980-19 0010
	Brushed Durabronze (23kt Gold)	34 459 980-28 0010
	Brushed Champagne (22kt Gold)	34 459 980-46 0010
	Brushed Chrome	34 459 980-93 0010
	Brushed Dark Platinum	34 459 980-99 0010

### Required miscellaneous



**Concealed adapter -** 35 080 970-90  
 • please order two adapters (USA only) 0010

### Required miscellaneous



**Hand shower FlowReduce - Matte Black** 28 016 979-33 0010

### Required miscellaneous



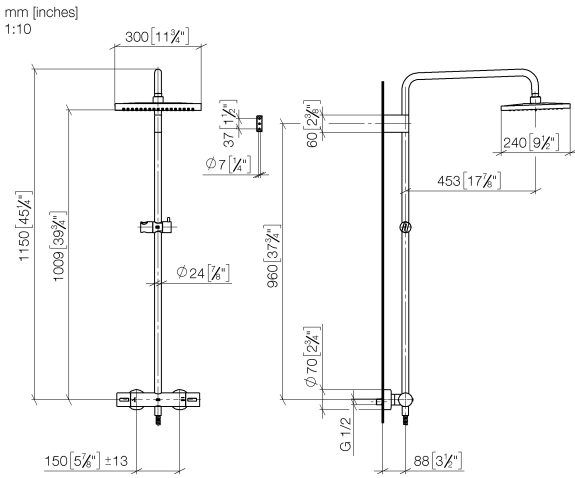
**Hand shower FlowReduce - Matte Black** 28 012 979-33 0010

### Required miscellaneous

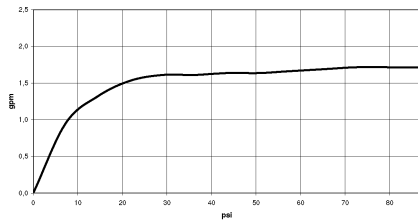


**Hand shower FlowReduce - Matte Black** 28 018 979-33 0010

34 459 980



## Flow rate chart

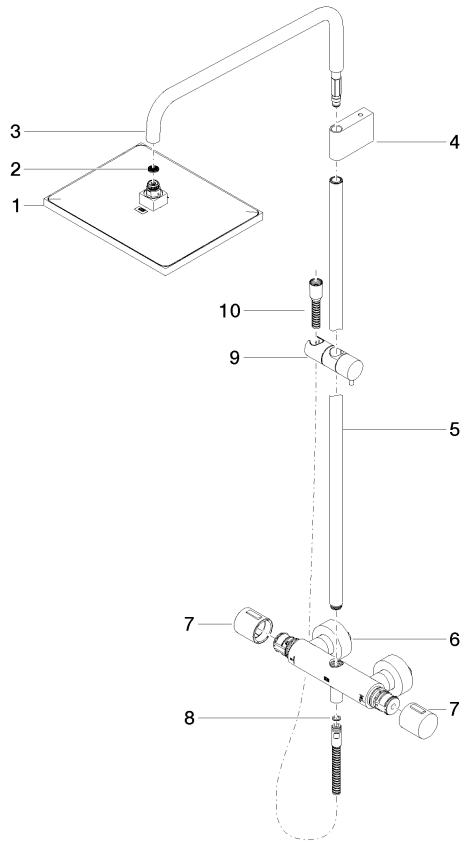


## Codes & Standards

ASME  
A112.18.1/CSA  
B125.1

California Energy  
Commission  
(CEC)

34 459 980



## Spare parts list

No.	Item Number	Name	Quantity used	Delivery time
1	04 12 05 063 10-33	shower	1	30
2	09 23 01 039 90	sieve	1	2
3	90 28 22 348 00-33	pipe	1	30
4	90 17 11 150 00-33	holder	1	30
5	90 28 22 349 00-33	pipe	1	30
6	04 17 01 250 00-33	connection	1	30
7	90 17 33 015 00-33	handle	1	30
8	90 14 20 026 00 90	seal	1	2
9	12 570 970-33	Slide unit - Matte Black	1	30
10	28 322 970-33	Metal shower hose 1/2" x 3/8" x 1750 mm - Matte Black	1	2