DORN BRACHT

Dornbracht Montageanleitung

Installation instructions
Instructions de montage
Instrucciones de montaje

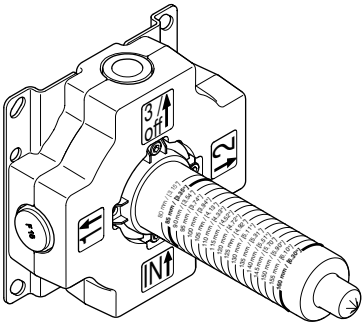

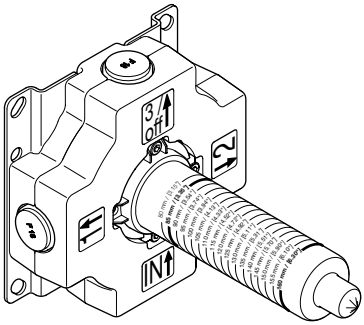

35 202 970-90 0010 / 35 203 970-90 0010

35 202 970-90 0010 ●●

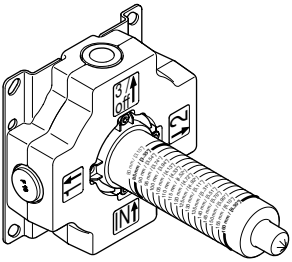

35 203 970-90 0010 ●●●

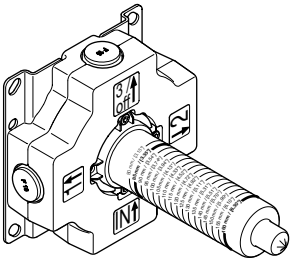

DE Allgemeine Sicherheitshinweise

! ACHTUNG!
Dieses Symbol warnt vor Sachschäden bei Nichtbeachten der Hinweise.

Bitte lesen Sie die Anleitung und beachten Sie die Hinweise.

Alle zum Produkt gehörenden Anleitungen und Dokumente sind an den Endbenutzer zu übergeben. Ansonsten kann die Haftung des Herstellers im Schadensfall eingeschränkt sein.

Sämtliche Sanitärarbeiten sind durch einen sachkundigen und qualifizierten Sanitärfachinstallateur gemäß den einschlägigen länderspezifischen Vorschriften und den Vorschriften der örtlichen Wasserversorgungsunternehmen auszuführen.
Örtliche Vorschriften zur Unfallverhütung sind vorrangig zu befolgen.
Betriebsbedingungen und Maße finden Sie im Anhang.

Bei Fragen oder Unsicherheiten bezüglich Montage oder Bedienung kontaktieren Sie bitte Dornbrachts Technischen Service.

Sie finden entsprechende Kontaktdaten auf der Rückseite dieser Anleitung und auf der Homepage von Dornbracht: www.dornbracht.com

US General safety instructions

! ATTENTION!
This symbol warns of property damages due to non-compliance with the instructions.

Please read this manual and follow the instructions.

All manuals and documents belonging to the product have to be passed on to the end user. Otherwise the producer liability may be limited in case of damage.

All work has to be carried out by a competent and qualified plumber according national regulations and regulations of the local water supply companies.
Local accident prevention regulations are to be followed with priority.
Operating conditions and dimensions can be found in the appendix.

For questions or uncertainties regarding installation or operation, please contact the Technical Service of Dornbracht.

You can find relevant contact details on the back of this manual and on the website of Dornbracht: www.dornbracht.com

FR Mises en garde générales

! IMPORTANT !
Ce symbole met en garde contre des dommages matériels en cas de non-respect des consignes.

Veuillez lire les instructions et respecter les consignes.

Toutes les instructions et tous les documents fournis avec le produit doivent être remis à l'utilisateur final. Sinon, la responsabilité du fabricant peut être limitée en cas de sinistre.

Tous les travaux sanitaires doivent être effectués par un installateur sanitaire compétent et qualifié conformément aux spécifications aux prescriptions locales spécifiqueset aux prescriptions des entreprises de distribution d'eau locales.
Les prescriptions locales de prévention des accidents doivent être respectées en priorité.
Vous trouverez les conditions de fonctionnement et les dimensions en annexe.

Pour toute question ou incertitude concernant le montage ou l'utilisation, veuillez contacter le service technique de Dornbracht.

Vous trouverez les coordonnées du service à contacter au verso de ces instructions et sur le site Internet de Dornbracht :
www.dornbracht.com

ES Advertencias generales

! ¡ATENCIÓN!
Este símbolo advierte de daños materiales si no se cumplen las indicaciones.

Lea las instrucciones y tenga en cuenta las indicaciones.

Se deberán entregar todas las instrucciones y documentos del producto al usuario final. En caso contrario la responsabilidad del fabricante puede verse restringida en caso de reclamación.

Todos los trabajos sanitarios deberán ser realizados por un instalador sanitario profesional competente y cualificado según las normas nacionales y las normas de las empresas de suministros de agua locales.
Se deberán cumplir con carácter prioritario las normas locales de prevención de accidentes.
Las medidas se detallan en el anexo.

Si tiene preguntas o dudas respecto al montaje o respecto al uso póngase en contacto con el Servicio Técnico de Dornbracht.

Encontrará los datos de contacto correspondientes en el dorso de estas instrucciones y en la página web de Dornbracht: www.dornbracht.com

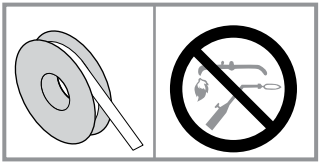

DE ACHTUNG!
Hitze kann Teile der Armatur beschädigen. Jede Art von Hitzeentwicklung an der Armatur durch Löten oder Schweißen ist zu vermeiden.

US ATTENTION!
Some parts of the fitting can be damaged by heat. Avoid any kind of heat generated at the fitting from soldering or welding.

FR IMPORTANT !
La chaleur peut endommager des éléments de la robinetterie. Éviter tous travaux de brasage ou de soudage entraînant un dégagement de chaleur au niveau de la robinetterie.

ES ¡ATENCIÓN!
El calor puede dañar algunas piezas de la grifería. Se deberá evitar generar calor en la grifería por cualquier tipo de trabajo de soldadura.

DE Technische Informationen. **US** Technical information.
FR Informations techniques. **ES** Información técnica.

td.dornbracht.com

DE Benötigte Werkzeuge. **US** Required tools. **FR** Outils nécessaires. **ES** Herramientas necesarias.

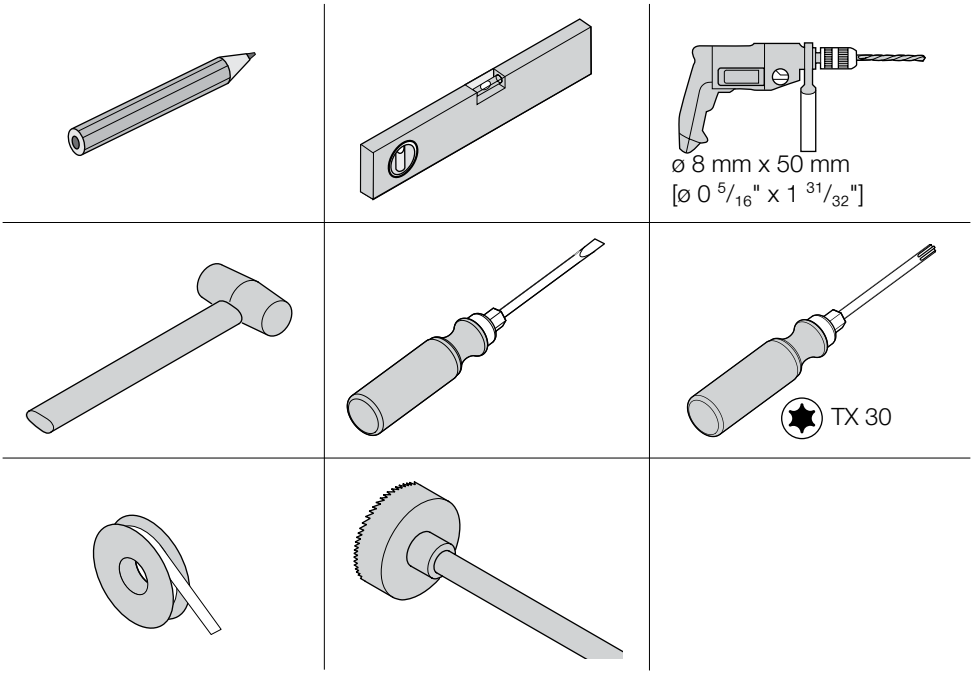

DE Lieferumfang. **US** Parts supplied. **FR** Pièces livrées. **ES** Volumen de suministro.

35 202 970-90 0010 ●●

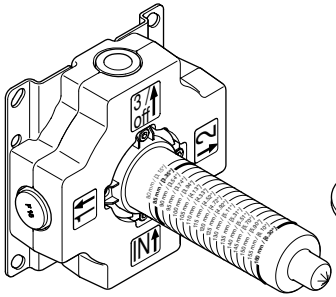

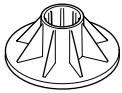

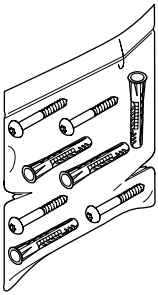

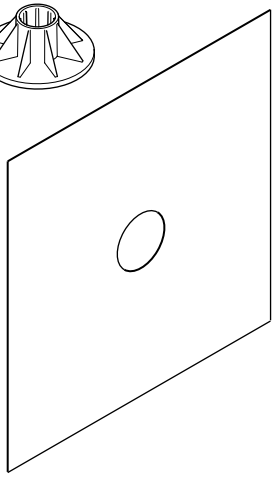

35 203 970-90 0010 ●●●

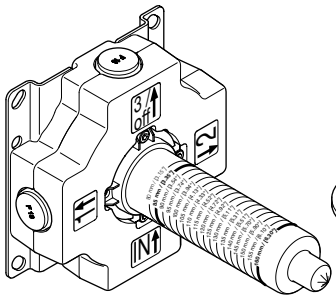

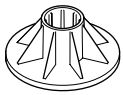

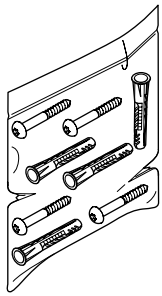

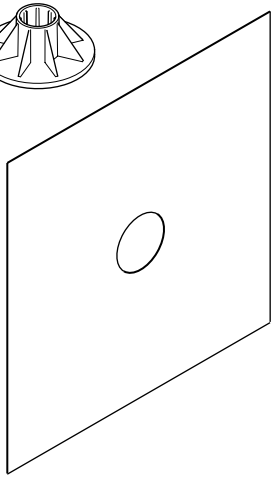

DE Montagevarianten. **US** Installation Variants. **FR** Variantes de montage.
ES Variantes de montaje.

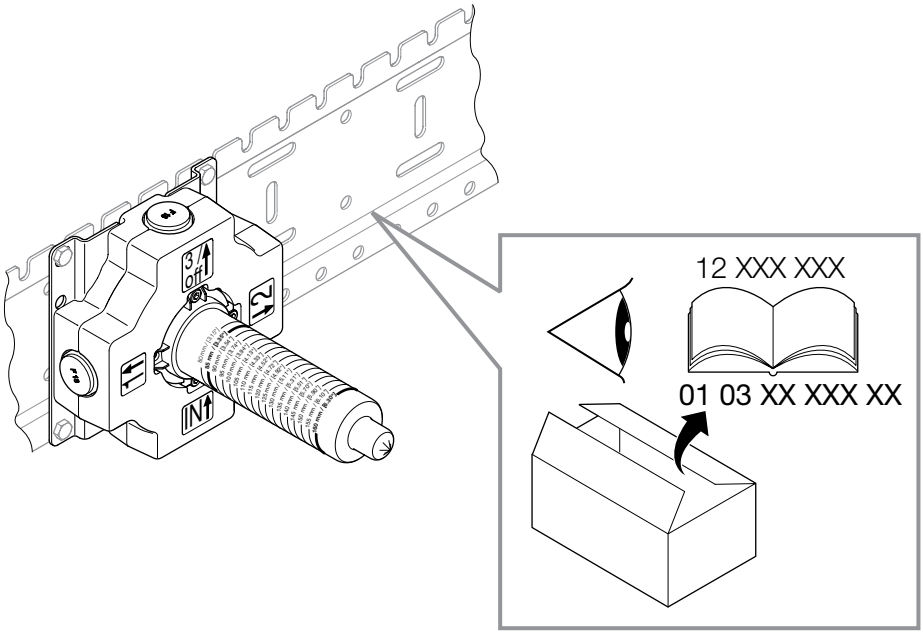

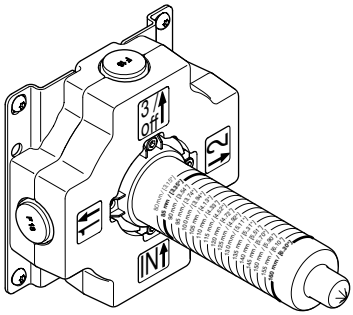

DE Planungshinweis. **US** Planning Note. **FR** Conseil d'aménagement. **ES** Indicación de planificación.

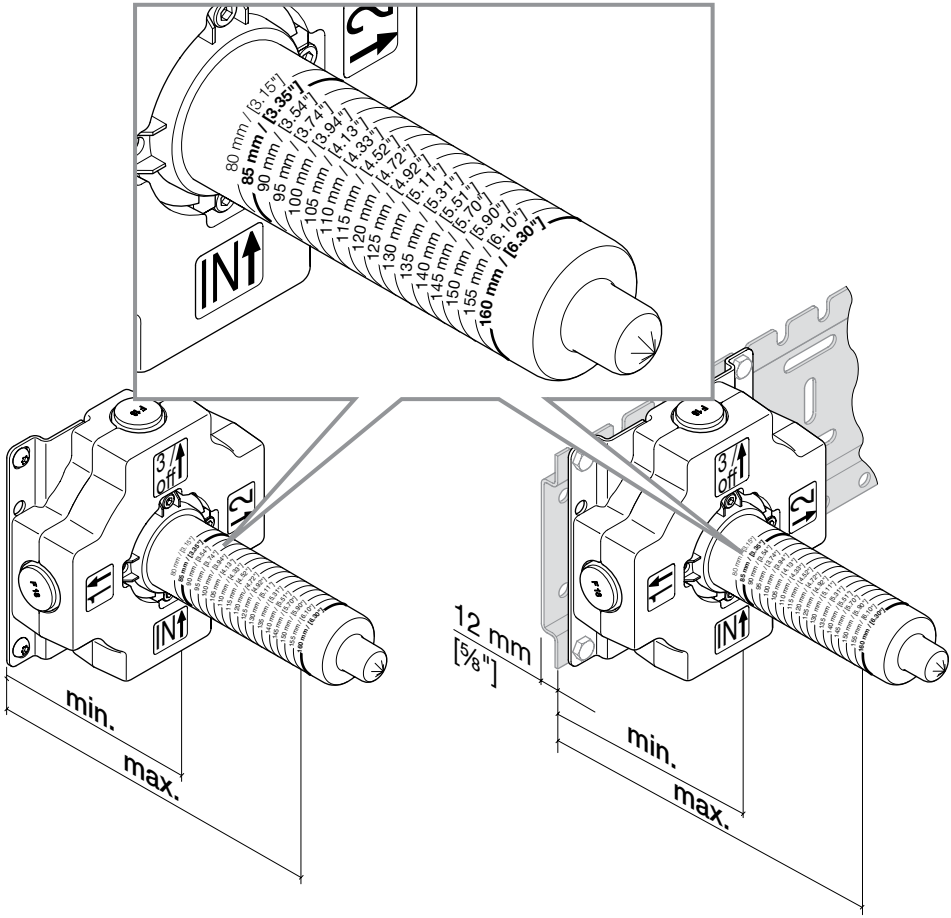

		min.	max.
36xxx361	Madison	85 mm [3 $^{11}/_{32}$"]	115 mm [4 $^{17}/_{32}$"]
36xxx710-FF	LULU	85 mm [3 $^{11}/_{32}$"]	115 mm [4 $^{17}/_{32}$"]
36xxx809/819-FF	Vaia	85 mm [3 $^{11}/_{32}$"]	160 mm [6 $^{19}/_{64}$"]
36xxx882/892-FF	Tara.	85 mm [3 $^{11}/_{32}$"]	160 mm [6 $^{19}/_{64}$"]
36xxx740-FF	Meta / CL.1 / CYO	85 mm [3 $^{11}/_{32}$"]	160 mm [6 $^{19}/_{64}$"]
36xxx980/985-FF	Symetrics	85 mm [3 $^{11}/_{32}$"]	160 mm [6 $^{19}/_{64}$"]
36xxx661-FF	Meta	115 mm [4 $^{17}/_{32}$"]	160 mm [6 $^{19}/_{64}$"]
36xxx705/715-FF	CL.1	115 mm [4 $^{17}/_{32}$"]	160 mm [6 $^{19}/_{64}$"]
36xxx782-FF	MEM	115 mm [4 $^{17}/_{32}$"]	160 mm [6 $^{19}/_{64}$"]
36xxx831/832-FF	YAMOU / YARRE	115 mm [4 $^{17}/_{32}$"]	160 mm [6 $^{19}/_{64}$"]

DE Planungshinweis. **US** Planning Note. **FR** Conseil d'aménagement. **ES** Indicación de planificación.

35 202 970-90 0010 ••

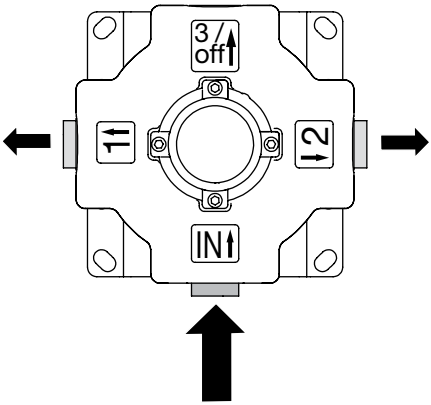

35 203 970-90 0010 •••

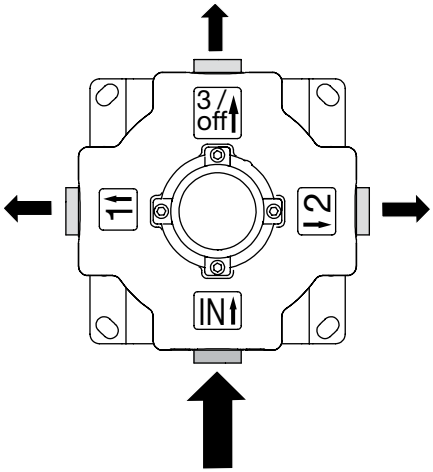

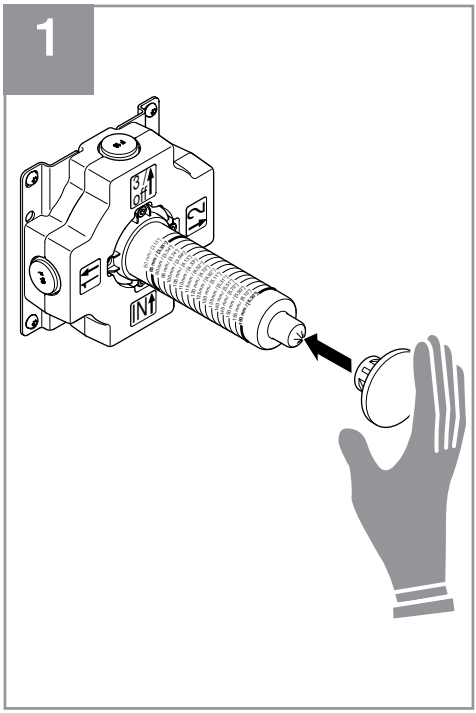
1
3
OFF
IN

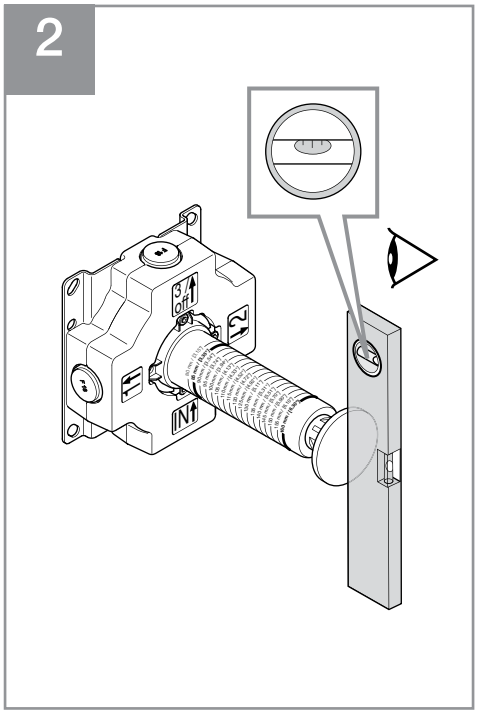
2
3
OFF
IN

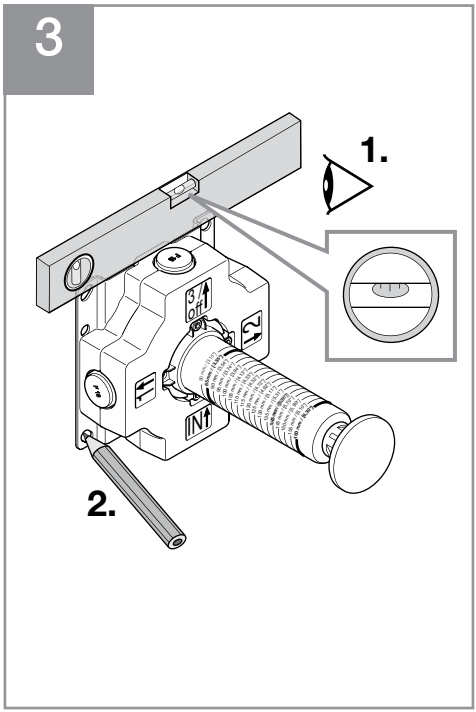
3
1.
2.
3
OFF
IN

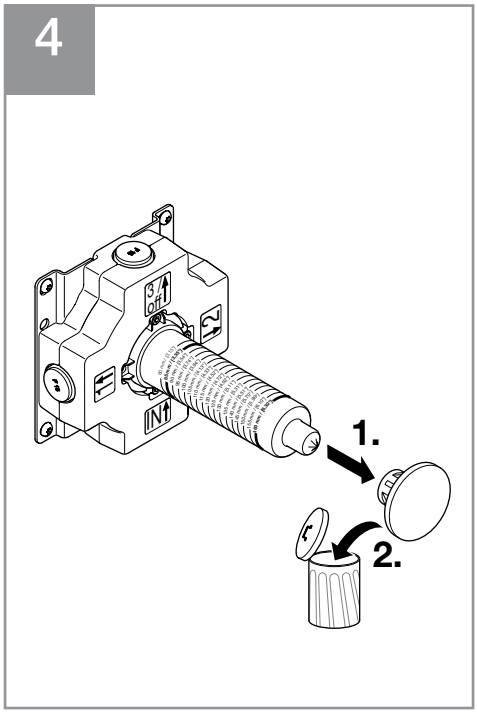
4
1.
2.
3
OFF
IN

5

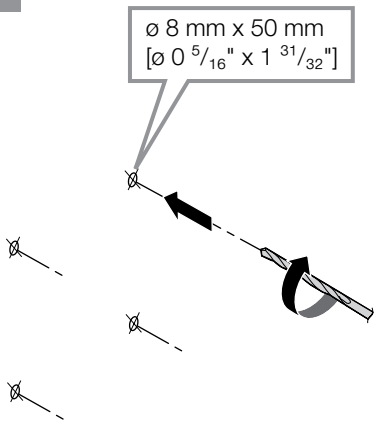

6

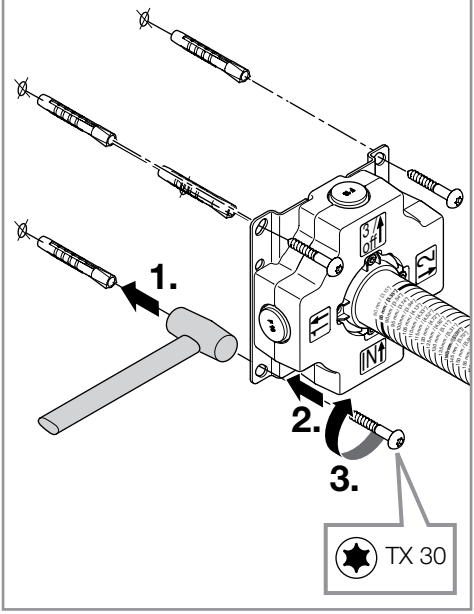

7

35 202 970-90 0010 ••

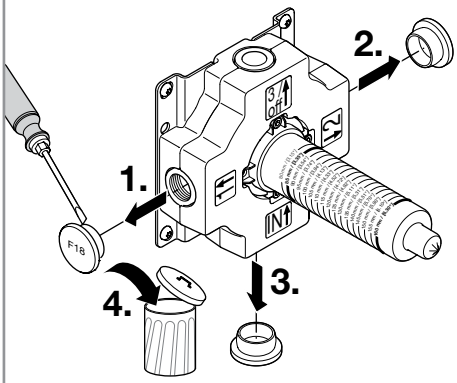

35 203 970-90 0010 •••

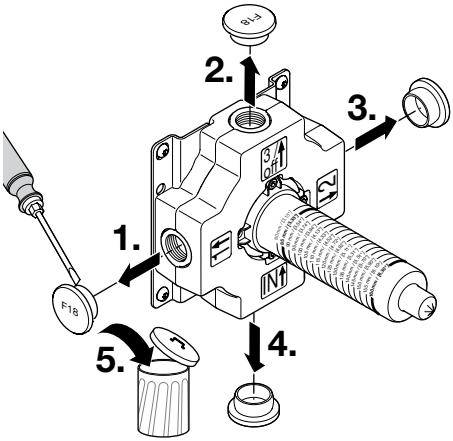

8

35 202 970-90 0010 ••

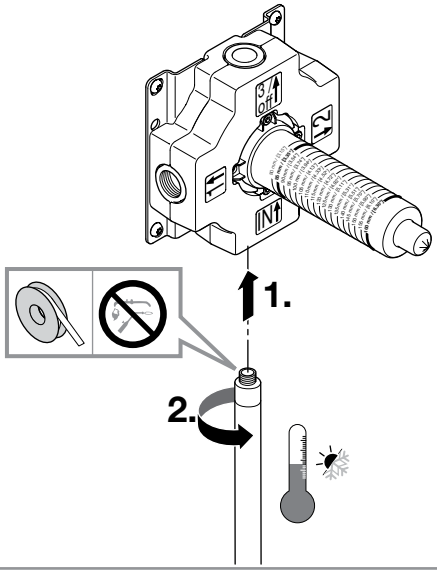

35 203 970-90 0010 •••

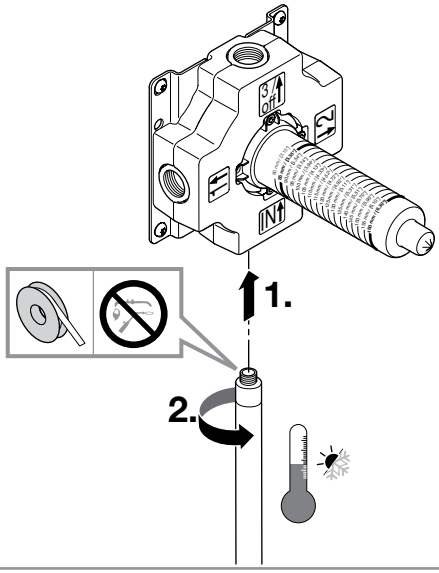

9

35 202 970-90 0010 ••

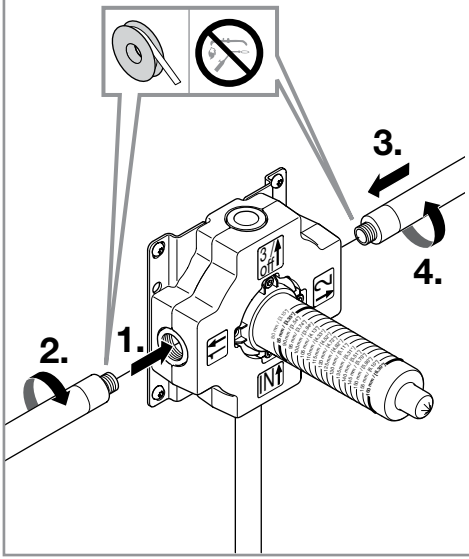

35 203 970-90 0010 •••

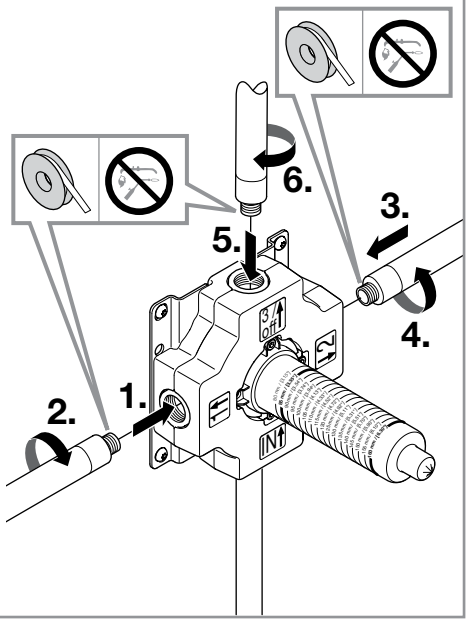

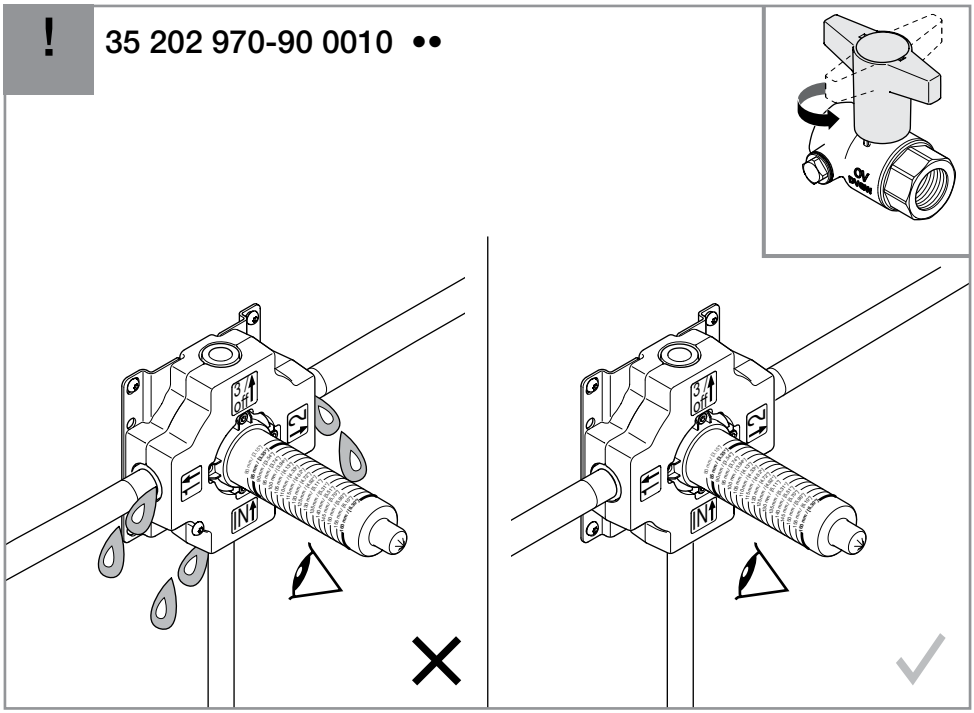
!
35 202 970-90 0010 ••
3/
off
IN

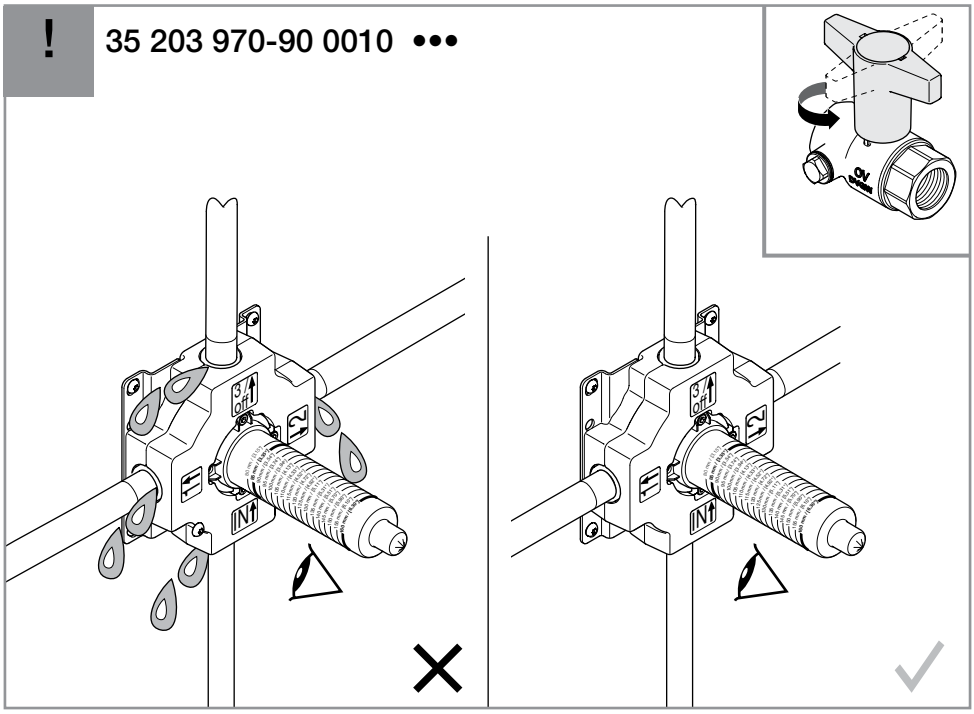
!
35 203 970-90 0010 •••
3/
off
IN

10

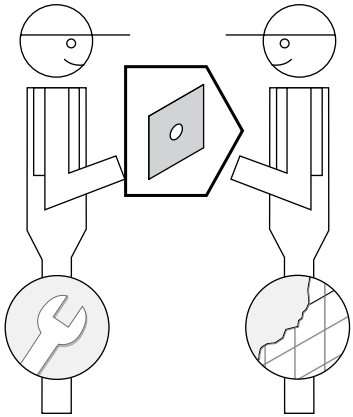

11

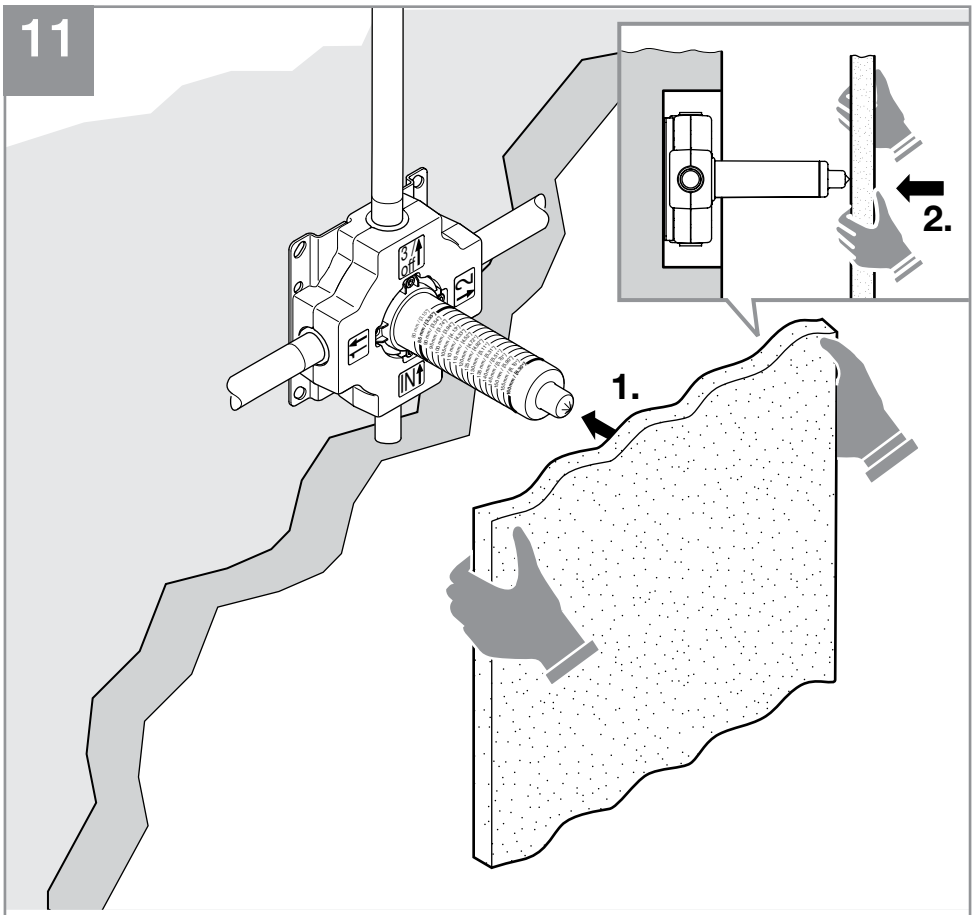

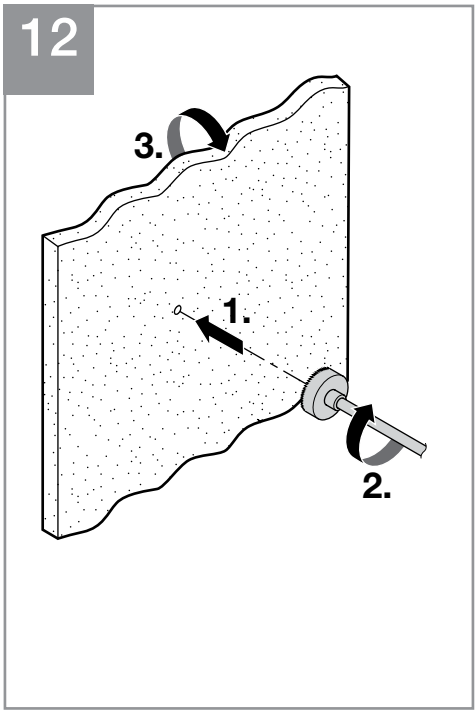
12
3.
1.
2.

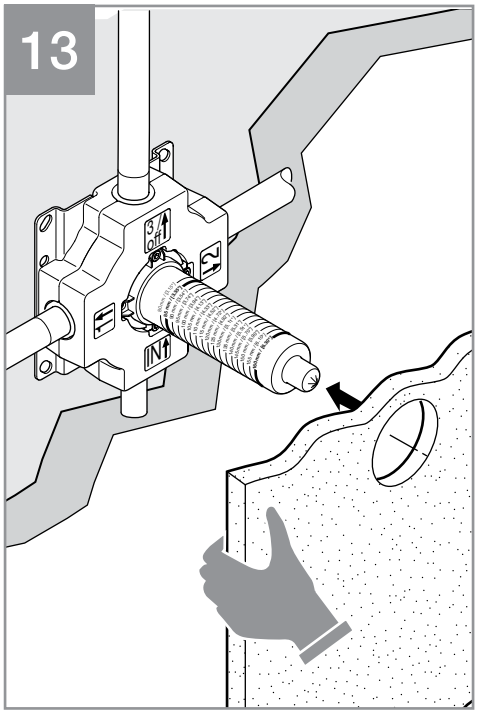
13

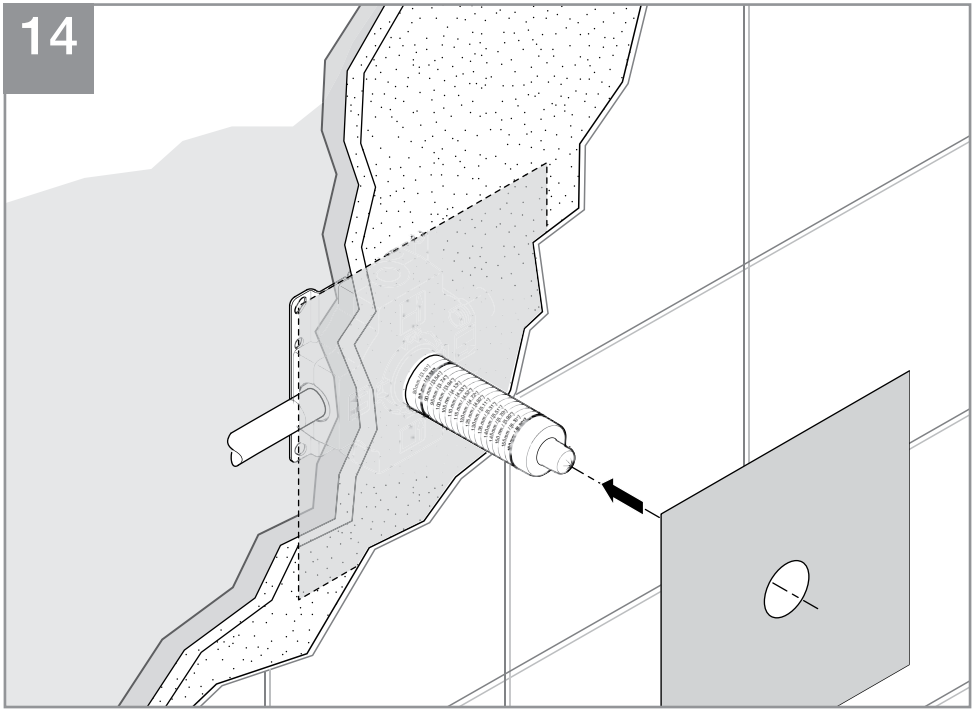
14

35 202 970-90 0010

mm [inches]

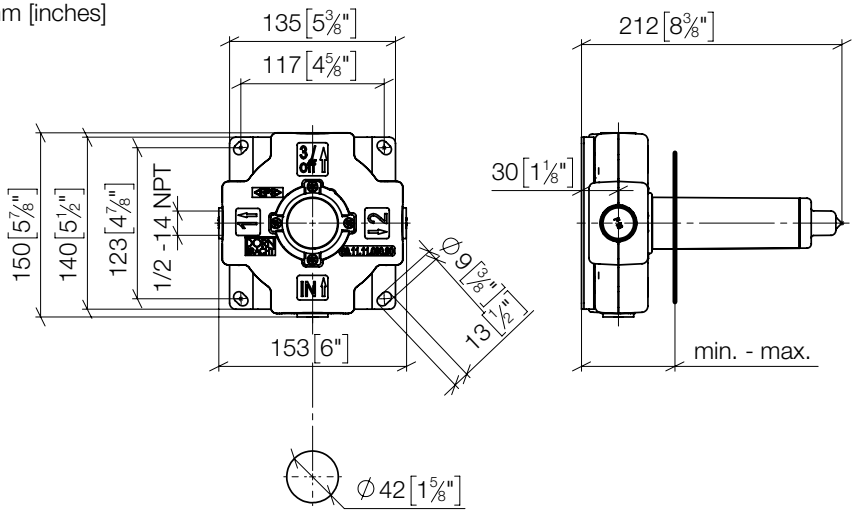

35 203 970-90 0010

mm [inches]

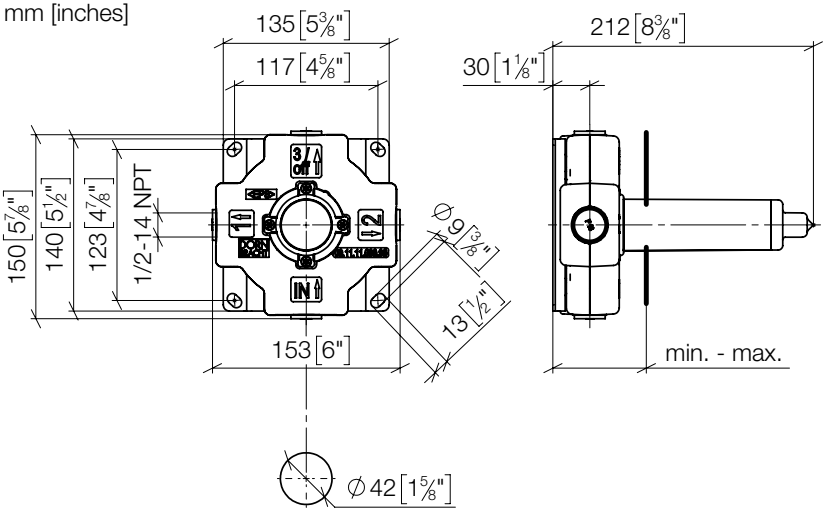

DE Betriebsbedingungen

Kaltwassertemperatur	5 – 25 °C
Warmwassertemperatur	55 – 65 °C
Empfohlene Warmwassertemperatur	60 °C
Thermische Desinfektion (5:00 Min.)	≥ 70 °C
Zulässiger Fließdruck	1 – 5 bar
Empfohlener Fließdruck	3 bar
Prüfdruck	max. 16 bar
bei Prüfung mit Wasser für 60 Sekunden	
Betriebsdruck	max. 11 bar

Ein Druckminderer ist bauseits in der Hauptleitung hinter dem Wasserzähler einzubauen, um bei einem Ruhedruck über 500 kPa / 73 psi / 5 bar die Geräuschwerte der Geräuschklasse einzuhalten.

Bei Kombination mit Durchlauferhitzern ist die Mindestdurchflussmenge der Sicherheitsabschaltung zu berücksichtigen.

Beachten Sie die Herstellerhinweise des Durchlauferhitzers.

US Operating conditions

Cold water temperature	41 – 77 °F
Hot water temperature	131 – 149 °F
Recommended hot water temperature	140 °F
Thermal disinfection (5:00 mins.)	≥ 158 °F
Permissible flow pressure	15 – 73 psi
Recommended flow pressure	45 psi
Test pressure	max. 232 psi
when tested with water for 60 seconds	
Operating pressure	max. 160 psi

The customer has to provide a pressure reducer in the main line downstream of the water meter to comply with the noise levels according to the noise class at a resting pressure above 500 kPa / 73 psi / 5 bar.

If combined with continuous-flow heaters, the minimum flow volume of the safety shut-off has to be considered.

Observe the manufacturer‘s instructions for the continuous-flow heater.

FR Conditions de fonctionnement

Température de l'eau froide	5 – 25 °C
Température de l'eau chaude	55 – 65 °C
Température de l'eau chaude recommandée	60 °C
Désinfection thermique (5:00 min)	≥ 70 °C
Pression dynamique admissible	1 – 5 bar
Pression dynamique recommandée	3 bar
Essai de pression lors de l'essai avec de l'eau pendant 60 secondes	max.16 bar
Pression de service	max.11 bar

Un réducteur de pression doit être monté sur site dans la conduite principale derrière le compteur d'eau afin de respecter, en cas de pression statique supérieure à 500 kPa / 73 psi / 5 bar, les niveaux sonores de la catégorie correspondante.

En cas d'installation combinée avec un chauffe-eau instantané, le débit d'eau minimal de la coupure de sécurité doit être pris en compte.

Observez les consignes du fabricant du chauffe-eau instantané.

ES Condiciones de funcionamiento

Temperatura de agua fría	5 – 25 °C
Temperatura de agua caliente	55 – 65 °C
Temperatura de agua caliente recomendada	60 °C
Desinfección térmica (5:00 min)	≥ 70 °C
Presión hidráulica permitida	1 – 5 bar
Presión hidráulica recomendada	3 bar
Presión de prueba cuando se prueba con agua durante 60 segundos	máx. 16 bar
Presión de funcionamiento	máx. 11 bar

Se deberá prever en la obra la instalación de una válvula reductora de la presión en la tubería general detrás del contador del agua, para mantener los valores de ruido de la clase de ruido en el caso de una presión de reposo superior a 500 kPa / 73 psi / 5 bar.

En caso de combinación con calentadores de agua continuos se deberá considerar el caudal mínimo de la desconexión de seguridad.

Respete las indicaciones del fabricante del calentador de agua continuo

Dornbracht AG & Co. KG
Köbbingser Mühle 6,
D-58640 Iserlohn
Tel. +49 2371 8899-900
mail@dornbracht.de
www.dornbracht.com

01 03 39 007 00 /11.2023