






## SERIES-VARIOUS AQUAHALO Concealed ceiling installation box - Chrome

35 750 970



- concealed rough parts
- Rain panel with 3 different flow modes
- AQUACIRCLE RAIN: Circular rain curtain, max. flow rate 6.8 l/min (at 3 bar)
- TEMPEST RAIN: Natural rain, max. flow rate 6.8 l/min (at 3 bar)
- DIAMOND RAIN: Ring of rain, max. flow rate 6.8 l/min (at 3 bar)
- Ceiling installation enclosure 605 x 605 x 95 mm
- Weight: 10 kg
- Supply pipe 7 m
- Input 100-240V AC 50-60Hz
- Output 12V DC SELV / Class II
- min. recess depth 110 mm
- max. recess depth 150 mm
- Provide DIN VDE 0100, Part 701 compliant safety zone 2
- Not suitable for use in a steam room.

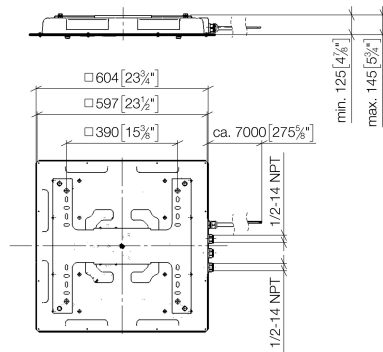
includes light bulbs with a Class G energy efficiency

	Chrome	35 750 970-00 0010
	Brushed Platinum	35 750 970-06 0010
	Matte Black	35 750 970-33 0010
	Brushed Champagne (22kt Gold)	35 750 970-46 0010
	Champagne (22kt Gold)	35 750 970-47 0010

**SERIES-VARIOUS AQUAHALO Concealed ceiling installation box - Chrome**

35 750 970

mm [inches] 1 :10



## SERIES-VARIOUS AQUAHALO Concealed ceiling installation box - Chrome

35 750 970

