


MEM Wall valve - Brushed Platinum
MEM

36 310 782



- rosette 60 x 60 mm
- Note: Important! The minimum recess depths make it necessary to have a wall of 2 x 6 crosspieces.**
- Note: Important! The minimum recess depths make it necessary to have a wall of 2 x 6 crosspieces.

	Brushed Platinum	36 310 782-06
	Chrome	36 310 782-00
	Platinum	36 310 782-08
	Brushed Champagne (22kt Gold)	36 310 782-46
	Champagne (22kt Gold)	36 310 782-47
	Cyprus	36 310 782-49
	Brushed Dark Platinum	36 310 782-99

Required miscellaneous

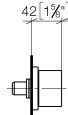
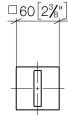


- Wall valve clockwise closing 1/2" -**
35 621 970-90

 - min. recess depth 85 mm
 - max. recess depth 130 mm

36 310 782

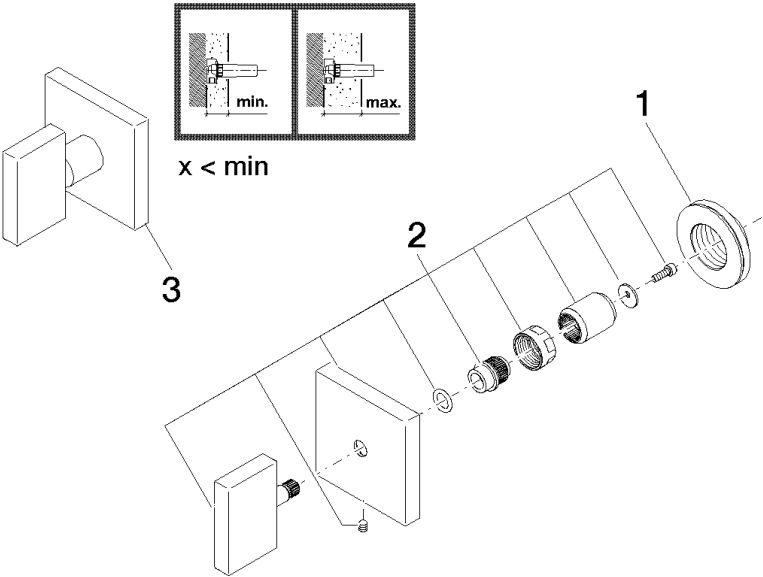
mm [inches]



Certificates

IAPMO_4976 (5).

36 310 782



Spare parts list

No.	Item Number	Name	Quantity used	Delivery time
1	09 21 02 108 90	disc	1	60
2	90 20 78 002 02-06	handle	1	10
3	90 20 78 002 01-06	handle	1	10