

## MEM Wall valve - Brushed Chrome

MEM

36 310 782



- rosette 60 x 60 mm

Note: Important! The minimum recess depths make it necessary to have a wall of 2 x 6 crosspieces.

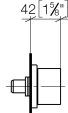
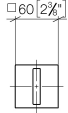
	Brushed Chrome	36 310 782-93
	Chrome	36 310 782-00
	Brushed Platinum	36 310 782-06
	Platinum	36 310 782-08
	Dark Chrome	36 310 782-19
	Brushed Light Gold	36 310 782-27
	Brushed Champagne (22kt Gold)	36 310 782-46
	Champagne (22kt Gold)	36 310 782-47
	Cyprum	36 310 782-49
	Brushed Dark Platinum	36 310 782-99

## MEM Wall valve - Brushed Chrome

MEM

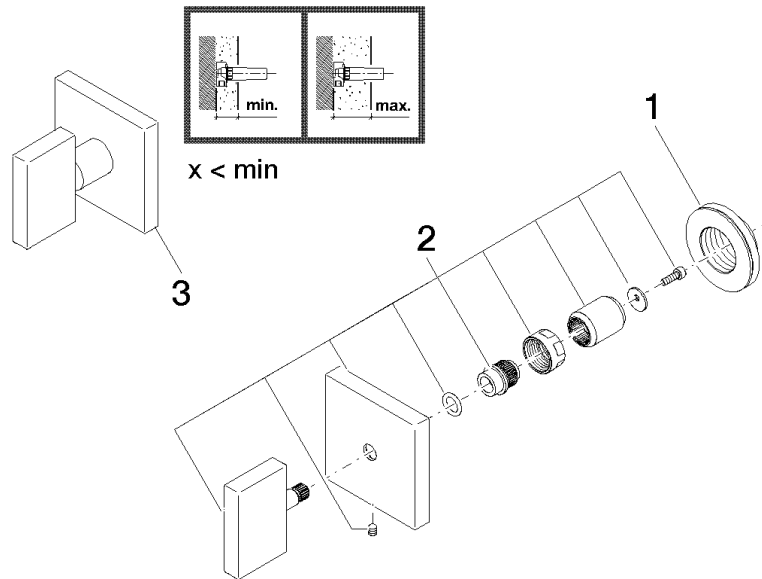
36 310 782

mm [inches]



36 310 782

Parts for other  
finishes can be found  
here: [Chrome](#)





## MEM Wall valve - Brushed Chrome

MEM

36 310 782

### Spare parts list