

SYMETRICS Shower set - Chrome

IMO

ST 050 204 7980



Fits: IMO, MEM, CL.1, CYO

- slide bar
- Pipe diameter 18 mm
- rosette 60 x 60 mm
- gauge 800 mm
- metal shower hose 1750mm with integrated anti-twist protection
- shower hose connector 3/8"
- Four settings: COMPACT RAIN, COMPACT SOFT FLOW, COMPACT AQUAPRESSURE FLOW, COMPACT CASCADE, max. flow rate 6.8 l/min (at 3 bar)
- spray head Ø 120mm

Intrinsic protection against back flow.

NOTE: Hand shower sold separately. Please see hand shower options under the miscellaneous articles section of each series.

	Chrome	ST 050 204 7980-00 0010
	Brushed Platinum	ST 050 204 7980-06 0010
	Platinum	ST 050 204 7980-08 0010
	Dark Chrome	ST 050 204 7980-19 0010
	Brushed Light Gold	ST 050 204 7980-27 0010
	Brushed Durabrass (23kt Gold)	ST 050 204 7980-28 0010
	Matte Black	ST 050 204 7980-33 0010
	Brushed Champagne (22kt Gold)	ST 050 204 7980-46 0010
	Champagne (22kt Gold)	ST 050 204 7980-47 0010
	Brushed Chrome	ST 050 204 7980-93 0010
	Brushed Dark Platinum	ST 050 204 7980-99 0010

Individual components of this set

You need the following components for this set



1x 26 413 980-00



1x 28 012 979-00 0010

SYMETRICS Shower set - Chrome

IMO

ST 050 204 7980



Fits: IMO, MEM, CL.1, CYO

- slide bar
- Pipe diameter 18 mm
- rosette 60 x 60 mm
- gauge 800 mm
- metal shower hose 1750mm with integrated anti-twist protection
- shower hose connector 3/8"
- WRAS 2009048

This article does not include a hand shower!

NOTE: Hand shower sold separately. Please see hand shower options under the miscellaneous articles section of each series.

This article does not include a hand shower!

NOTE: Hand shower sold separately. Please see hand shower options under the miscellaneous articles section of each series.

	Chrome	26 413 980-0
	Brushed Platinum	26 413 980-0
	Platinum	26 413 980-0
	Dark Chrome	26 413 980-1
	Brushed Light Gold	26 413 980-2
	Brushed Durabronze (23kt Gold)	26 413 980-2
	Matte Black	26 413 980-3
	Brushed Champagne (22kt Gold)	26 413 980-4
	Champagne (22kt Gold)	26 413 980-4
	Brushed Chrome	26 413 980-9
	Brushed Dark Platinum	26 413 980-9

ST 050 204 7980

0

—

6

—

8

—

9

—

:7

—

:8

—

:3

—

6

—

:7

—


:3

—


:9

—


Required miscellaneous

	Concealed adapter -	35 080 970-90 0010
---	----------------------------	-----------------------

Required miscellaneous

	Hand shower FlowReduce - Chrome	28 016 979-00 0010
---	--	-----------------------


Required miscellaneous

	Hand shower FlowReduce - Chrome	28 018 979-00 0010
---	--	-----------------------


Required miscellaneous

	SERIES-VARIOUS Hand shower - Chrome	28 027 979-00 0010
---	--	-----------------------

Recommended miscellaneous

	Wall elbow - Chrome	28 450 980-00
---	----------------------------	---------------

Required miscellaneous

	Hand shower FlowReduce - Chrome	28 012 979-00 0010
---	--	-----------------------

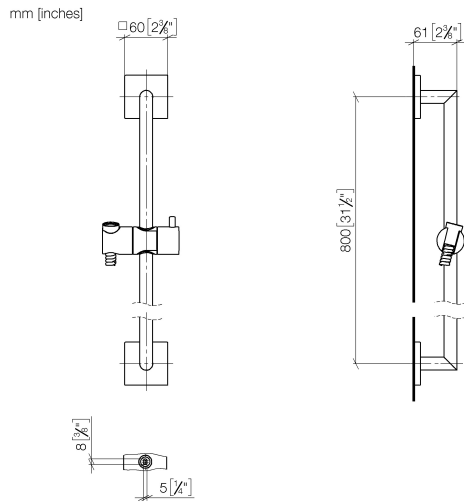
Required miscellaneous

	SERIES-VARIOUS Hand shower - Chrome	28 029 979-00 0010
---	--	-----------------------

Required miscellaneous

	SERIES-VARIOUS Hand shower - Chrome	28 025 979-00 0010
---	--	-----------------------

ST 050 204 7980



Certificates

IAPMO_4976

WRAS_2009

ACS_20 ACC LY



SYMETRICS Shower set - Chrome

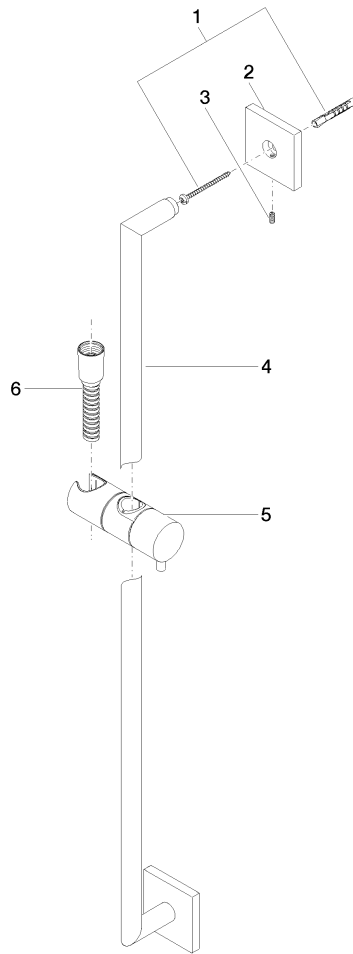
IMO

ST 050 204 7980

Codes & Standards

ASME A112.18.1	cUPC	Scottish Water Byelaws	UK Water Supply Regulations
XP P 41-280			

Product version from 6/1/2024





SYMETRICS Shower set - Chrome

IMO

ST 050 204 7980

Spare parts list

Product version from 6/1/2024

No.	Item Number	Name	Quantity used	Delivery time
	05 30 31 025 00 90	fixing set	9	2

SYMETRICS Shower set - Chrome

IMO

ST 050 204 7980



Fits: IMO, LULU, MADISON, MEM, TARA,
CL.1, LISSÉ, VAIA, META, CYO

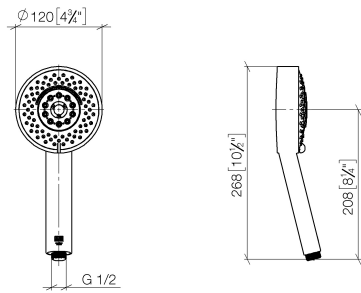
- Four settings: COMPACT RAIN, COMPACT SOFT FLOW, COMPACT AQUAPRESSURE FLOW, COMPACT CASCADE, max. flow rate 6.8 l/min (at 3 bar)
- with anti-scale system
- spray head Ø 120mm
- 1/2" connection
- This product reduces water consumption by % (compared to requirements of EPAct '92)
- This product can contribute to Water Use Reduction in LEED® Green Building Rating
- This product can help a building meet the requirements of Green Building Rating Systems, e.g. LEED®, BREEAM®, DGNB

Intrinsic protection against back flow.

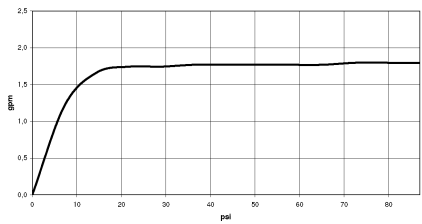
	Chrome	28 012 979-00 001
	Brushed Platinum	28 012 979-06 001
	Platinum	28 012 979-08 001
	Dark Chrome	28 012 979-19 001
	Light Gold	28 012 979-26 001
	Brushed Light Gold	28 012 979-27 001
	Brushed Durabronze (23kt Gold)	28 012 979-28 001
	Matte Black	28 012 979-33 001
	Brushed Bronze	28 012 979-42 001
	Brushed Champagne (22kt Gold)	28 012 979-46 001
	Champagne (22kt Gold)	28 012 979-47 001
	Brushed Chrome	28 012 979-93 001
	Brushed Dark Platinum	28 012 979-99 001

ST 050 204 7980

mm [inches]



Flow rate chart



Certificates

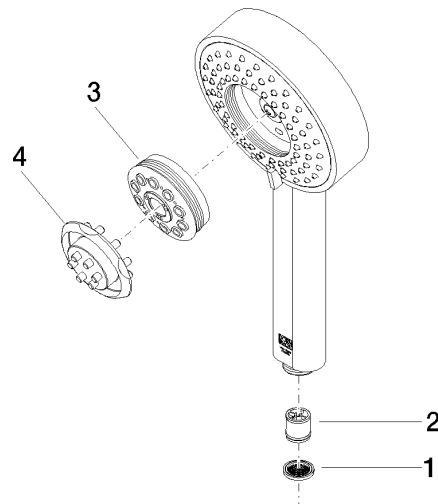
IAPMO_4976

LGA_29

Codes & Standards

ASME A112.18.1	ASME A112.18.1/CSA B125.1	California Energy Commission (CEC)	cUPC
DIN 4109	ISO 3822	Ü-Zeichen	

Product version from 4/1/2024





SYMETRICS Shower set - Chrome

IMO

ST 050 204 7980

Spare parts list

Product version from 4/1/2024

No.	Item Number	Name	Quantity used	Delivery time
	09 23 01 039 90	sieve	4	2