

SYMETRICS Shower set - Matte Black

IMO

ST 050 204 7980



Fits: IMO, MEM, CL.1, CYO

- slide bar
- Pipe diameter 18 mm
- rosette 60 x 60 mm
- gauge 800 mm
- metal shower hose 1750mm with integrated anti-twist protection
- shower hose connector 3/8"
- Four settings: COMPACT RAIN, COMPACT SOFT FLOW, COMPACT AQUAPRESSURE FLOW, COMPACT CASCADE, max. flow rate 6.8 l/min (at 3 bar)
- spray head Ø 120mm

**Intrinsic protection against back flow.**

**NOTE: Hand shower sold separately. Please see hand shower options under the miscellaneous articles section of each series.**

	Matte Black	ST 050 204 7980-33 0010
	Chrome	ST 050 204 7980-00 0010
	Brushed Platinum	ST 050 204 7980-06 0010
	Platinum	ST 050 204 7980-08 0010
	Dark Chrome	ST 050 204 7980-19 0010
	Brushed Light Gold	ST 050 204 7980-27 0010
	Brushed Durabrass (23kt Gold)	ST 050 204 7980-28 0010
	Brushed Champagne (22kt Gold)	ST 050 204 7980-46 0010
	Champagne (22kt Gold)	ST 050 204 7980-47 0010
	Brushed Chrome	ST 050 204 7980-93 0010
	Brushed Dark Platinum	ST 050 204 7980-99 0010

Individual components of this set

You need the following components for this set



1x 26 413 980-33

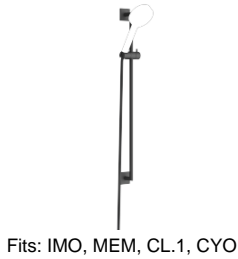


1x 28 012 979-33 0010

SYMETRICS Shower set - Matte Black

IMO

ST 050 204 7980



Fits: IMO, MEM, CL.1, CYO

- slide bar
- Pipe diameter 18 mm
- rosette 60 x 60 mm
- gauge 800 mm
- metal shower hose 1750mm with integrated anti-twist protection
- shower hose connector 3/8"
- WRAS 2009048

This article does not include a hand shower!

NOTE: Hand shower sold separately. Please see hand shower options under the miscellaneous articles section of each series.

	Matte Black	26 413 980-3
	Chrome	26 413 980-0
	Brushed Platinum	26 413 980-0
	Platinum	26 413 980-0
	Dark Chrome	26 413 980-1
	Brushed Light Gold	26 413 980-2
	Brushed Durabronze (23kt Gold)	26 413 980-2
	Brushed Champagne (22kt Gold)	26 413 980-4
	Champagne (22kt Gold)	26 413 980-4
	Brushed Chrome	26 413 980-9
	Brushed Dark Platinum	26 413 980-9

ST 050 204 7980

:3  
—  
0  
—  
6  
—  
8  
—  
9  
—  
:7  
—  
8  
—  
6  
—  
7  
—  
:3  
—  
:9  
—

Required miscellaneous



**Hand shower FlowReduce - Matte Black** 28 016 979-33 0010

Required miscellaneous



**Hand shower FlowReduce - Matte Black** 28 018 979-33 0010

Required miscellaneous



**SERIES-VARIOUS Hand shower - Matte Black** 28 025 979-33 0010

Required miscellaneous



**Hand shower FlowReduce - Matte Black** 28 012 979-33 0010

Required miscellaneous



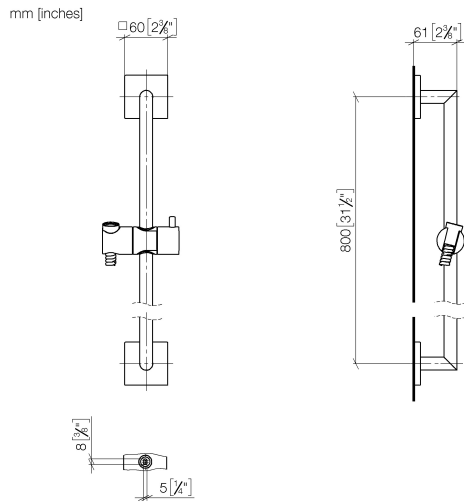
**SERIES-VARIOUS Hand shower - Matte Black** 28 029 979-33 0010

Required miscellaneous



**SERIES-VARIOUS Hand shower - Matte Black** 28 027 979-33 0010

ST 050 204 7980



Certificates

WRAS\_2009      ACS\_20 ACC LY      IAPMO\_4976



SYMETRICS Shower set - Matte Black

IMO

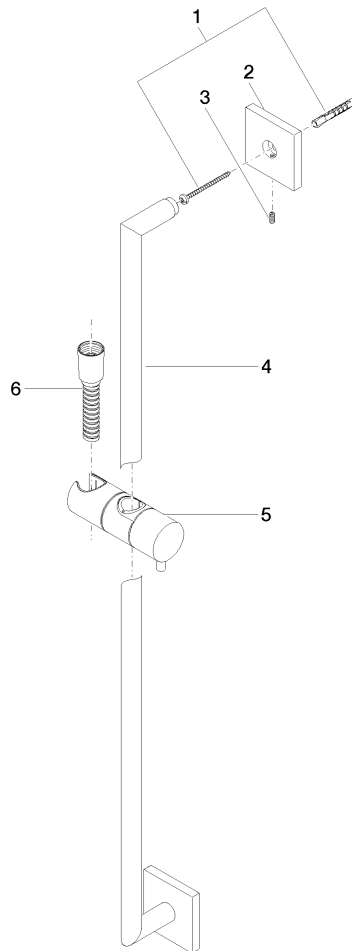
ST 050 204 7980

Codes & Standards

ASME A112.18.1	cUPC	Scottish Water Byelaws	UK Water Supply Regulations
XP P 41-280			

**Product version from 6/1/2024**

Parts for other  
finishes can be found  
here: [Chrome](#)





SYMETRICS Shower set - Matte Black

IMO

ST 050 204 7980

Spare parts list

Product version from 6/1/2024

No.	Item Number	Name	Quantity used	Delivery time
	05 30 31 025 00 90	fixing set	9	2

## SYMETRICS Shower set - Matte Black

IMO

ST 050 204 7980



Fits: IMO, LULU, MADISON, MEM, TARA,  
CL.1, LISSÉ, VAIA, META, CYO

- Four settings: COMPACT RAIN, COMPACT SOFT FLOW, COMPACT AQUAPRESSURE FLOW, COMPACT CASCADE, max. flow rate 6.8 l/min (at 3 bar)
- with anti-scale system
- spray head Ø 120mm
- 1/2" connection
- This product reduces water consumption by % (compared to requirements of EPAct '92)
- This product can contribute to Water Use Reduction in LEED® Green Building Rating
- This product can help a building meet the requirements of Green Building Rating Systems, e.g. LEED®, BREEAM®, DGNB

Intrinsic protection against back flow.

	Matte Black	28 012 979-33 001
	Chrome	28 012 979-00 001
	Brushed Platinum	28 012 979-06 001
	Platinum	28 012 979-08 001
	Dark Chrome	28 012 979-19 001
	Light Gold	28 012 979-26 001
	Brushed Light Gold	28 012 979-27 001
	Brushed Durabrass (23kt Gold)	28 012 979-28 001
	Brushed Bronze	28 012 979-42 001
	Brushed Champagne (22kt Gold)	28 012 979-46 001
	Champagne (22kt Gold)	28 012 979-47 001
	Brushed Chrome	28 012 979-93 001
	Brushed Dark Platinum	28 012 979-99 001



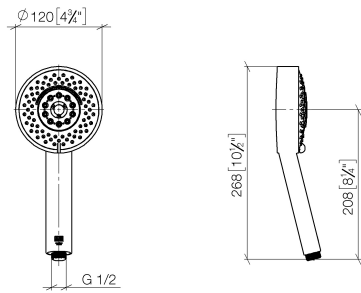


# SYMETRICS Shower set - Matte Black

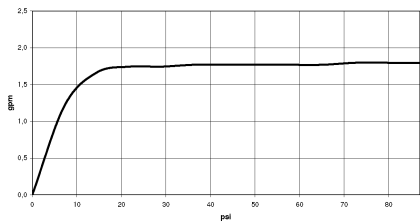
IMO

ST 050 204 7980

mm [inches]



## Flow rate chart



## Certificates

IAPMO\_4976

LGA\_29



SYMETRICS Shower set - Matte Black

IMO

ST 050 204 7980

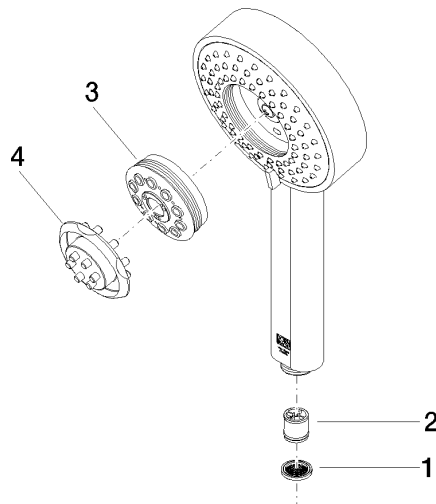
Codes & Standards

ASME A112.18.1	ASME A112.18.1/CSA B125.1	California Energy Commission (CEC)	cUPC
DIN 4109	ISO 3822	Ü-Zeichen	



**Product version from 4/1/2024**

Parts for other  
finishes can be found  
here: [Chrome](#)





SYMETRICS Shower set - Matte Black

IMO

ST 050 204 7980

Spare parts list

Product version from 4/1/2024

No.	Item Number	Name	Quantity used	Delivery time
	09 23 01 039 90	sieve	4	2