

MEM Wall-mounted basin spout without pop-up waste - Chrome

MEM

13 800 782



- 200mm projection
- fixed spout
- rectangular, air-enriched flow
- hole diameter 37 mm
- rosette 60 x 60 mm
- 1/2" connection
- max. flow 4.5 l/min
- lead-free
- This product can help a building meet the requirements of Green Building Rating Systems, e.g. LEED®, BREEAM®, DGNB

For Touchfree control please order eSet Touchfree WITH or WITHOUT temperature adjustment

For Touchfree control please order eSet Touchfree WITH or WITHOUT temperature adjustment

| | | |
|---|-------------------------------|--------------------|
|  | Chrome | 13 800 782-00 0010 |
|  | Brushed Platinum | 13 800 782-06 0010 |
|  | Platinum | 13 800 782-08 0010 |
|  | Dark Chrome | 13 800 782-19 0010 |
|  | Brushed Durabrass (23kt Gold) | 13 800 782-28 0010 |
|  | Brushed Champagne (22kt Gold) | 13 800 782-46 0010 |
|  | Champagne (22kt Gold) | 13 800 782-47 0010 |
|  | Brushed Dark Platinum | 13 800 782-99 0010 |

Required miscellaneous

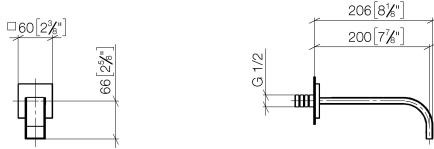
Concealed adapter -

35 080 970-90
0010

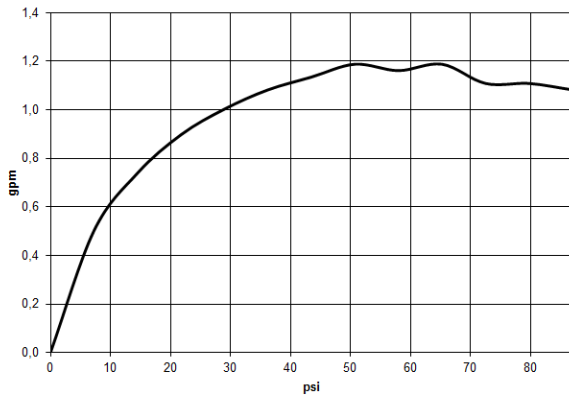


13 800 782

mm [inches]



Flow rate chart



Codes & Standards

ASME
A112.18.1/CSA
B125.1

California Energy
Commission
(CEC)

NSF/ANSI 372

NSF/ANSI/CAN
61



MEM Wall-mounted basin spout without pop-up waste - Chrome

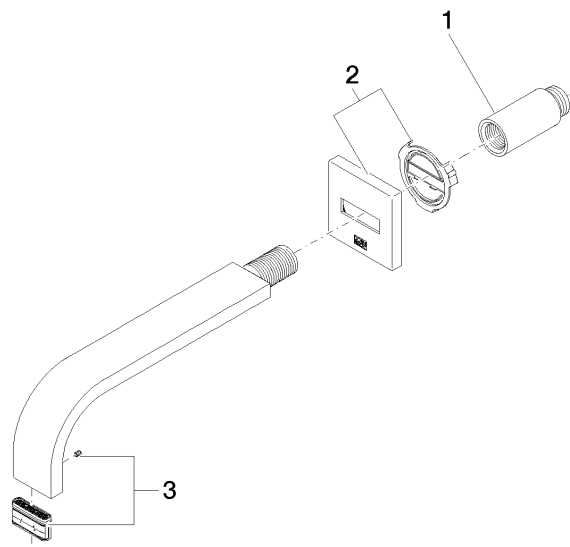
MEM

13 800 782

Certificates

IAPMO_6397.

13 800 782



Spare parts list

| No. | Item Number | Name | Quantity used | Delivery time |
|-----|--------------------|-----------|---------------|---------------|
| 1 | 09 24 03 081 10 90 | extension | 1 | 2 |
| 2 | 90 27 78 035 00-00 | rosette | 1 | 10 |
| 3 | 90 29 03 118 00 90 | aerator | 1 | 2 |