







CL.1 Deck valve clockwise closing cold - Champagne (22kt Gold)

CL.1

20 000 705

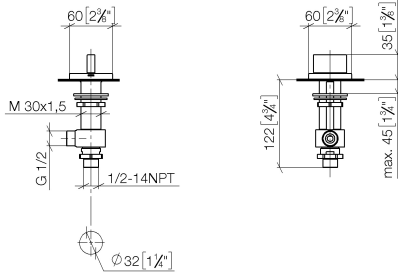


- hole diameter valve 32 mm
- rosette 60 x 60 mm
- with cold marking
- WRAS 2103001

	Champagne (22kt Gold)	20 000 705-47
	Chrome	20 000 705-00
	Brushed Platinum	20 000 705-06
	Dark Chrome	20 000 705-19
	Brushed Champagne (22kt Gold)	20 000 705-46
	Brushed Dark Platinum	20 000 705-99

20 000 705

mm [inches]



Flow rate chart



Codes & Standards

ADA

ASME
A112.18.1/CSA
B125.1

Scottish Water
Byelaws

UK Water Supply
Regulations



CL.1 Deck valve clockwise closing cold - Champagne (22kt Gold)

CL.1

20 000 705

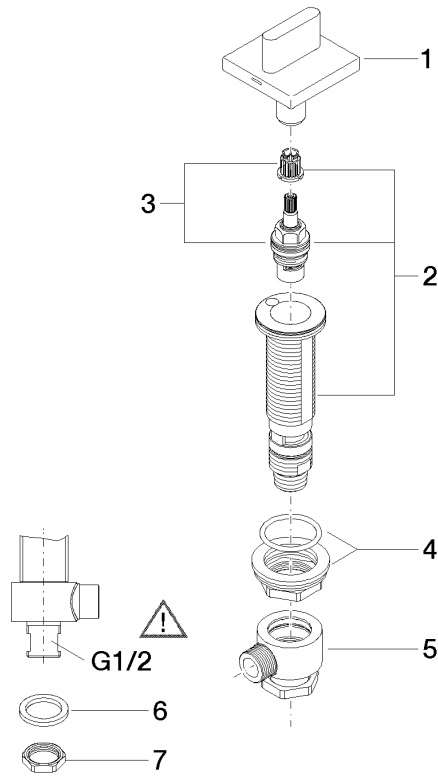
Certificates

WRAS_2103

20 000 705

Product version from 3/9/2015

Parts for other finishes can be found here: [Chrome](#)





CL.1 Deck valve clockwise closing cold - Champagne (22kt Gold)

CL.1

20 000 705

Spare parts list

Product version from 3/9/2015

No.	Item Number	Name	Quantity used	Delivery time
	90 20 70 051 04-47	handle (cold)	8	30