







**CL.1 Deck valve clockwise closing cold - Brushed Dark Platinum**

CL.1

20 000 705

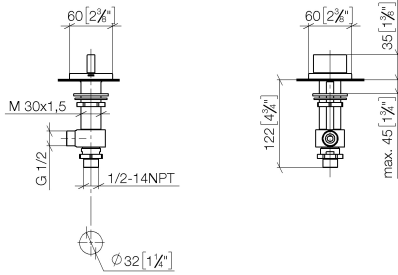


- hole diameter valve 32 mm
- rosette 60 x 60 mm
- with cold marking
- WRAS 2103001

	Brushed Dark Platinum	20 000 705-99
	Chrome	20 000 705-00
	Brushed Platinum	20 000 705-06
	Dark Chrome	20 000 705-19
	Brushed Champagne (22kt Gold)	20 000 705-46
	Champagne (22kt Gold)	20 000 705-47

20 000 705

mm [inches]



**Flow rate chart**



**Codes & Standards**

ADA	ASME A112.18.1/CSA B125.1	DIN 4109	ISO 3822
Scottish Water Byelaws	UK Water Supply Regulations	Ü-Zeichen	



CL.1 Deck valve clockwise closing cold - Brushed Dark Platinum

---

CL.1

20 000 705

Certificates

---

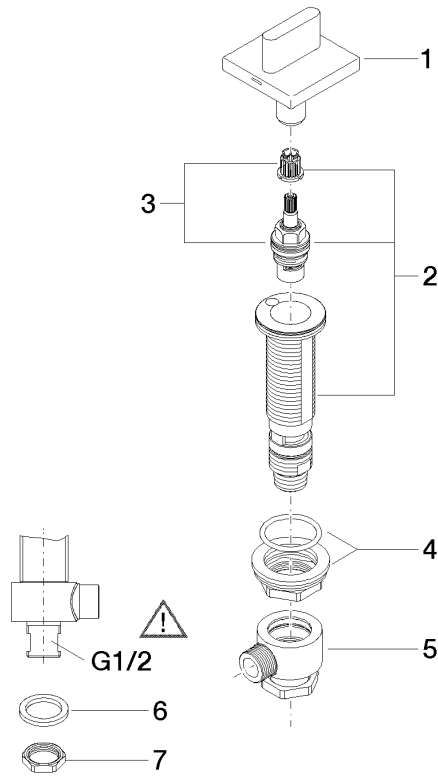
WRAS\_2103

LGA\_28

20 000 705

**Product version from 3/9/2015**

Parts for other finishes can be found here: [Chrome](#)





CL.1 Deck valve clockwise closing cold - Brushed Dark Platinum

CL.1

20 000 705

**Spare parts list**

**Product version from 3/9/2015**

No.	Item Number	Name	Quantity used	Delivery time
	90 20 70 051 04-99	handle ( cold )	8	30