

**MEM Deck valve clockwise closing cold - Chrome**

MEM

20 000 782

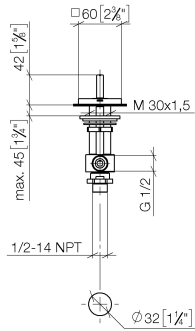
- hole diameter 32 mm
- rosette 60 x 60 mm
- with cold marking



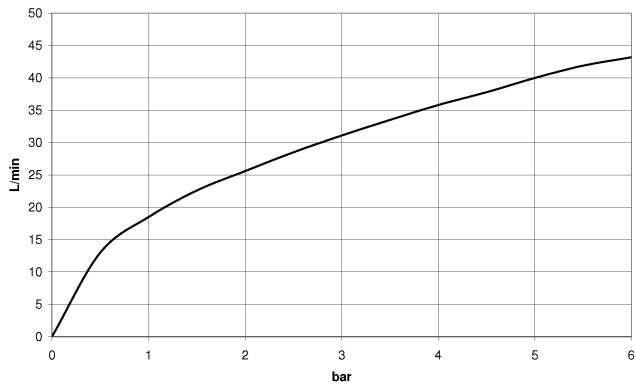
	Chrome	20 000 782-00
	Brushed Platinum	20 000 782-06
	Platinum	20 000 782-08
	Dark Chrome	20 000 782-19
	Brushed Durabronze (23kt Gold)	20 000 782-28
	Brushed Champagne (22kt Gold)	20 000 782-46
	Champagne (22kt Gold)	20 000 782-47
	Brushed Dark Platinum	20 000 782-99

20 000 782

mm [inches]



**Flow rate chart**



**Codes & Standards**

ADA ASME  
A112.18.1/CSA  
B125.1



## MEM Deck valve clockwise closing cold - Chrome

---

MEM

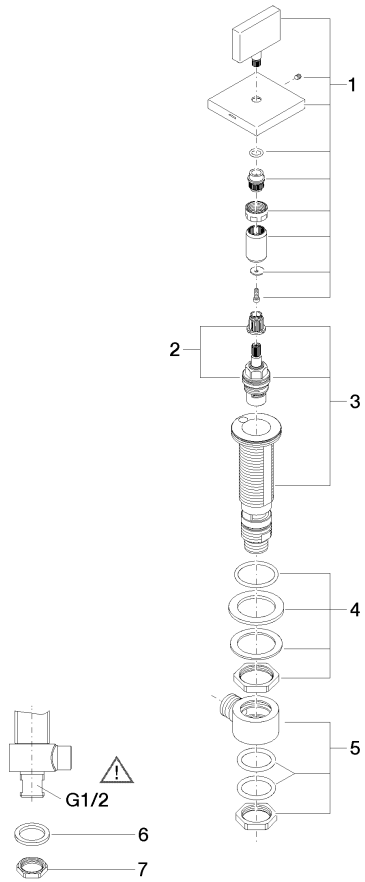
20 000 782

### Certificates

---

IAPMO\_4976 (5).    WRAS\_2103001.

20 000 782



Spare parts list

No.	Item Number	Name	Quantity used	Delivery time
1	90 20 78 002 04-00	handle ( cold )	1	10
2	90 90 03 133 00 90	top	1	2
3	04 17 11 058 33 90	side panel	1	2
4	04 23 10 032 78 90	fixing set	1	2
5	04 17 11 023 10 90	distributor	1	2
6	09 30 11 059 90	disc	1	2
7	09 23 10 012 90	nut	1	2