




TARA Deck valve clockwise closing - Platinum

TARA

20 000 882

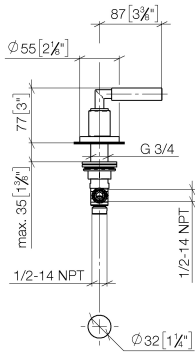


- hole diameter 32 mm
- rosette Ø 55 mm
- WRAS 2112061

	Platinum	20 000 882-08
	Brushed Champagne (22kt Gold)	20 000 882-46
	Champagne (22kt Gold)	20 000 882-47

20 000 882

mm [inches]



Flow rate chart



Codes & Standards

ADA ASME
A112.18.1/CSA
B125.1



TARA Deck valve clockwise closing - Platinum

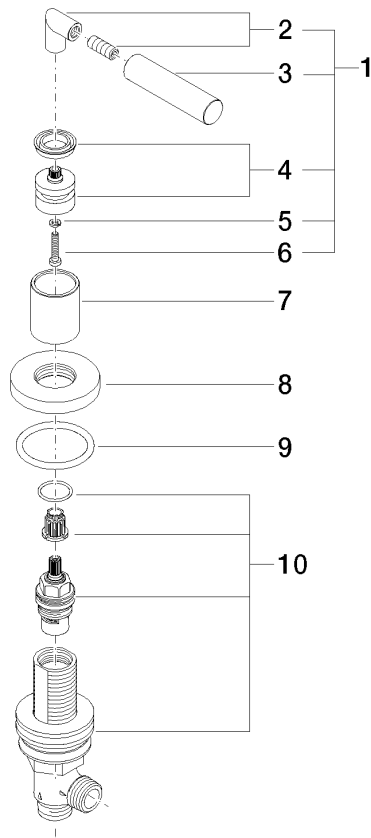
TARA

20 000 882

Certificates

IAPMO_4976 (5). WRAS_2112061.

20 000 882



Spare parts list

No.	Item Number	Name	Quantity used	Delivery time
1	04 20 88 052 00-08	handle	1	40
2	04 18 20 022 00-08	angle	1	-
Spare part can no longer be ordered, please order the replacement item				
3	09 20 88 052-08	handle	1	40
4	90 12 12 007 00-08	base	1	40
5	90 30 11 029 00 90	disc	1	2
6	90 30 30 075 00 90	screw	1	2
7	09 21 02 140-08	sleeve	1	40
8	09 27 89 105-08	rosette	1	40
9	90 14 10 043 00 90	seal	1	2
10	90 17 11 040 31 90	side panel	1	2