

Deck valve clockwise closing hot - Brushed Platinum







CL.1

20 004 715

- hole diameter 32 mm
- rosette 60 x 47 mm
- with hot marking

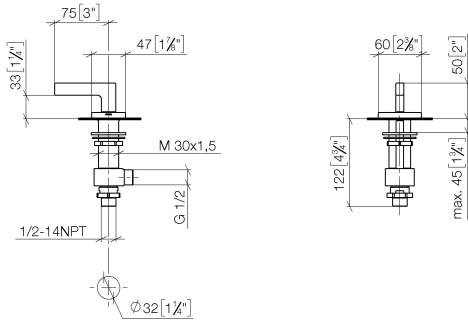


Fits: CL.1, CYO

|   |                                |               |
|---|--------------------------------|---------------|
|  | Brushed Platinum               | 20 004 715-06 |
|  | Chrome                         | 20 004 715-00 |
|  | Brushed Durabronze (23kt Gold) | 20 004 715-28 |
|  | Brushed Champagne (22kt Gold)  | 20 004 715-46 |
|  | Champagne (22kt Gold)          | 20 004 715-47 |
|  | Brushed Dark Platinum          | 20 004 715-99 |

20 004 715

mm [inches]



Flow rate chart



Codes & Standards

ADA

ASME  
A112.18.1/CSA  
B125.1

NSF/ANSI 372

NSF/ANSI/CAN  
61



## Deck valve clockwise closing hot - Brushed Platinum

---

CL.1

20 004 715

### Certificates

---

IAPMO\_4976 (5).

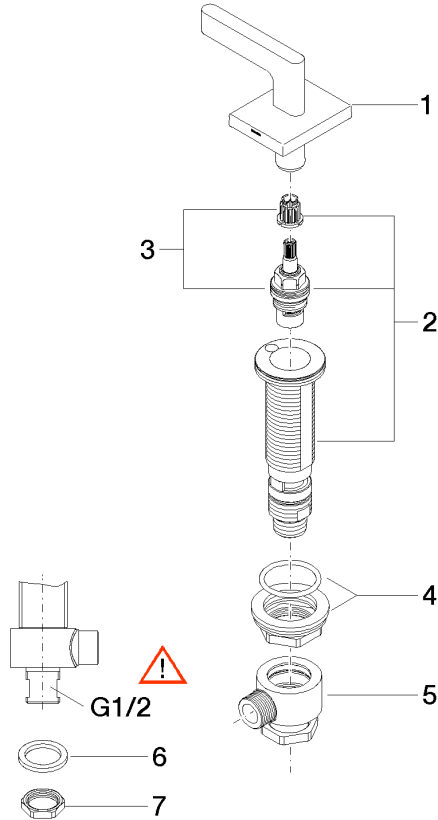
IAPMO\_N-4976.

LGA\_28687.

IAPMO\_6397.

20 004 715

Parts for other finishes can be found here: [Chrome](#)



Spare parts list

| No. | Item Number        | Name           | Quantity used | Delivery time |
|-----|--------------------|----------------|---------------|---------------|
| 1   | 90 20 70 057 02-06 | handle ( hot ) | 1             | 10            |
| 2   | 04 17 11 058 53 90 | side panel     | 1             | 2             |
| 3   | 90 90 03 153 00 90 | top            | 1             | 2             |
| 4   | 04 23 10 032 78 90 | fixing set     | 1             | 2             |
| 5   | 04 17 11 023 10 90 | distributor    | 1             | 2             |
| 6   | 09 30 11 059 90    | disc           | 1             | 2             |
| 7   | 09 23 10 012 90    | nut            | 1             | 2             |