








22 513 809



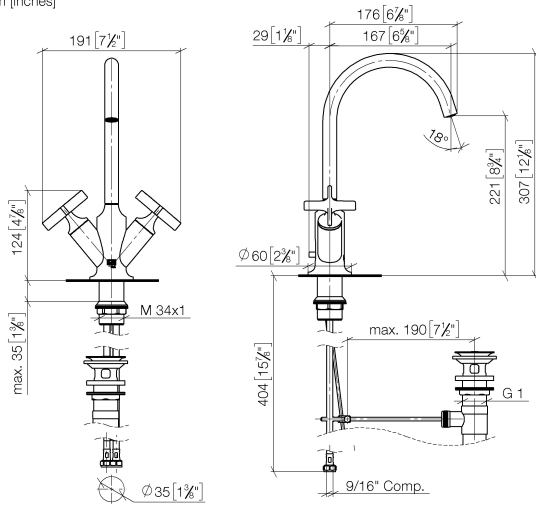
- 167mm projection
- 1 1/4" pop-up waste
- pivotable spout 360°
- circular, air-enriched flow
- height of mixer 307 mm
- height up to aerator 221 mm
- hole diameter 35 mm
- rosette Ø 60 mm
- 2x screw-in M 10 x 1 pressure hose, leak-tested
- 2x US pressure hose, 3/8"
- max. flow 4.5 l/min
- lead-free
- This product can help a building meet the requirements of Green Building Rating Systems, e.g. LEED®, BREEAM®, DGNB

Only suitable for basins with an overflow.

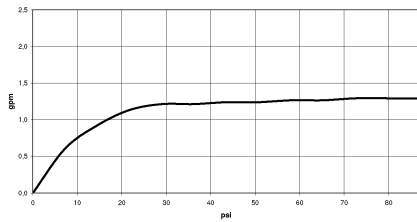
	Chrome	22 513 809-00 0010
	Brushed Platinum	22 513 809-06 0010
	Platinum	22 513 809-08 0010
	Dark Chrome	22 513 809-19 0010
	Brushed Durabronze (23kt Gold)	22 513 809-28 0010
	Brushed Bronze	22 513 809-42 0010
	Brushed Champagne (22kt Gold)	22 513 809-46 0010
	Champagne (22kt Gold)	22 513 809-47 0010
	Brushed Dark Platinum	22 513 809-99 0010

22 513 809

mm [inches]



Flow rate chart

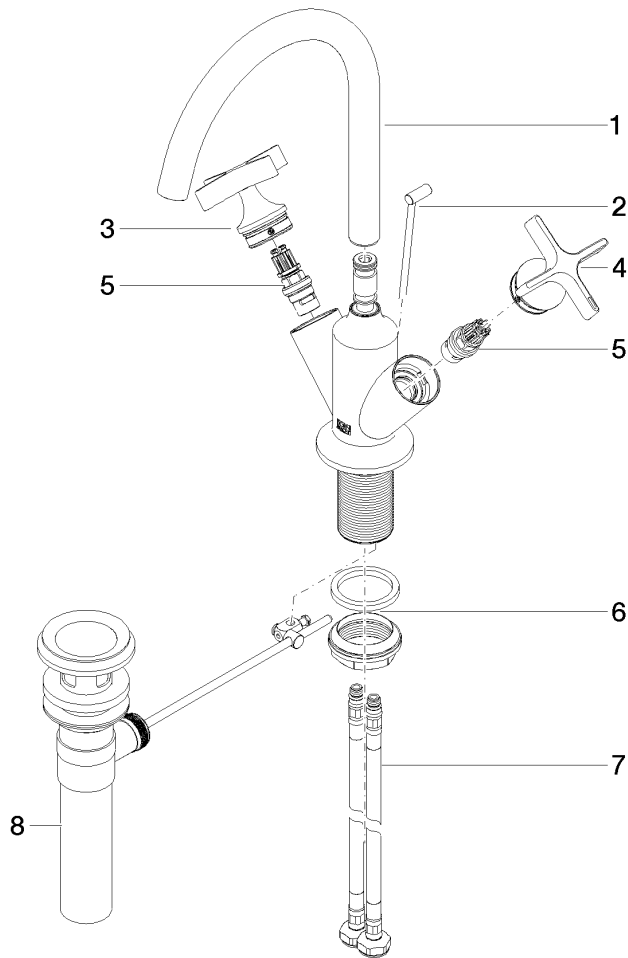


Codes & Standards

California Energy
Commission
(CEC)

22 513 809

Parts for other finishes can be found here: [Brushed](#)
[Platinum](#)



Spare parts list

No.	Item Number	Name	Quantity used	Delivery time
1	90 28 22 320 01-00	spout	1	10
2	04 20 89 035 80-00	pull-rod	1	10
3	90 20 66 029 01-00	handle (hot)	1	10
4	90 20 66 028 00-00	handle (cold)	1	10
5	90 90 03 175 00 90	top	2	2
6	04 23 10 044 07 90	fixing set	1	2
7	04 30 04 102 00 90	High pressure hose 3/8" -	2	2
8	90 11 01 023 00-00	pop-up waste	1	10