

## Affusion pipe with cover plate - Platinum

IMO

27 838 979












Fits: IMO, MEM, CL.1, CYO

- LAMINAR FLOW, max. flow rate 15 l/min (at 3 bar)
- 3/8" shower outlet
- cover plate 240 x 60 mm
- metal shower hose 1250mm with integrated anti-twist protection
- 1/2" connection
- plug-link mounting

**Intrinsic protection against back flow.**

Intrinsic protection against back flow.

|   |                                   |               |
|---|-----------------------------------|---------------|
|  | Platinum                          | 27 838 979-08 |
|  | Chrome                            | 27 838 979-00 |
|  | Brushed Platinum                  | 27 838 979-06 |
|  | Dark Chrome                       | 27 838 979-19 |
|  | Brushed Light Gold                | 27 838 979-27 |
|  | Brushed Durabronze<br>(23kt Gold) | 27 838 979-28 |
|  | Matte Black                       | 27 838 979-33 |
|  | Brushed Chrome                    | 27 838 979-93 |
|  | Brushed Dark<br>Platinum          | 27 838 979-99 |

### Required miscellaneous

Concealed adapter -

35 080 970-90  
0010



27 838 979

mm [inches]



Flow rate chart



Certificates

Belgaqua\_21-023- LGA\_38675.  
27\_8.

27 838 979



Spare parts list

| No. | Item Number        | Name   | Quantity used | Delivery time |
|-----|--------------------|--|---------------|---------------|
| 1   | 04 12 11 073 01-08 | spout  | 1             | 40            |
| 2   | 90 30 02 072 00-08 | Metal shower hose 1/2" x 3/8" x 1250 mm - Platinum | 1             | 40            |
| 3   | 09 16 01 014 90    | ring   | 1             | 2             |
| 4   | 09 23 01 046 90    | back-flow preventer                                | 1             | 2             |
| 5   | 90 24 03 212 00 90 | nipple   | 1             | 2             |
| 6   | 09 14 10 008 90    | seal   | 1             | 2             |
| 7   | 09 31 11 026 90    | pin  | 2             | 2             |
| 8   | 09 14 03 127 90    | seal   | 1             | 2             |
| 9   | 09 11 03 046-08    | connection   | 1             | 40            |
| 10  | 90 31 11 004 00 90 | pin  | 1             | 2             |
| 11  | 90 14 10 077 00 90 | seal   | 1             | 2             |
| 12  | 09 24 03 107 20 90 | nipple   | 1             | 2             |
| 13  | 90 21 02 069 00-08 | cover  | 1             | 40            |
| 14  | 90 14 20 026 00 90 | seal   | 1             | 2             |
| 15  | 90 31 11 112 00 90 | pin  | 1             | 2             |
| 16  | 09 17 20 044-08    | holder   | 1             | 40            |
| 17  | 09 18 40 078 90    | sleeve   | 1             | 2             |
| 18  | 05 30 31 025 00 90 | fixing set   | 1             | 2             |
| 19  | 09 11 02 133-08    | plate  | 1             | 40            |
| 20  | 09 24 03 073 90    | nipple   | 1             | 2             |