

## Hand shower - Matte White

IMO

28 014 979



- three settings: normal flow, soft flow, massage flow
- with anti-scale system
- spray head Ø 100mm
- 1/2" connection
- max. flow 6.8 l/min
- This product can help a building meet the requirements of Green Building Rating Systems, e.g. LEED®, BREEAM®, DGNB
- WRAS 2210003

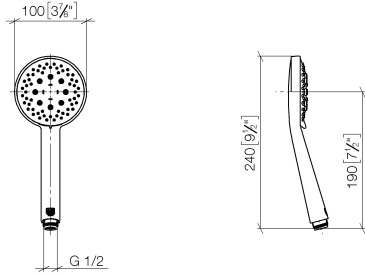
Intrinsic protection against back flow.

Matte White	28 014 979-10 0010
Light Gold	28 014 979-26 0010
Brushed Light Gold	28 014 979-27 0010
Cyprum	28 014 979-49 0010


Fits: IMO, LULU, MADISON, MEM, TARA, CL.1, LISSÉ, VAIA, META, CYO

28 014 979

mm [inches]



Codes & Standards

ASME A112.18.1	ASME A112.18.1/CSA B125.1	California Energy Commission (CEC)	cUPC
EN 1112	EPA WaterSense	Scottish Water Byelaws	UK Water Supply Regulations
Water Sense	WaterSense		

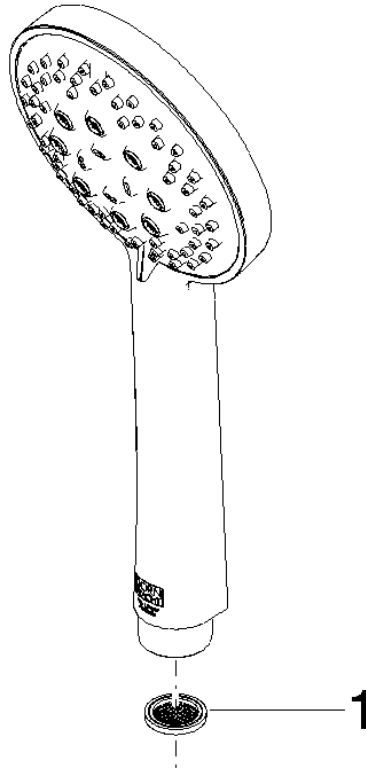
Certificates

IAPMO_4976	WRAS_2210	IAPMO_11	DVGW_DW- 6517DN0
------------	-----------	----------	---------------------

28 014 979

**Product version from 4/1/2024**

Parts for other  
finishes can be found  
here: [Light Gold](#)





# Hand shower - Matte White

IMO

28 014 979

## Spare parts list

### Product version from 4/1/2024

No.	Item Number	Name	Quantity used	Delivery time
	09 23 01 039 90	sieve	1	2