














28 017 979



Fits: IMO, LULU, MADISON, MEM, TARA, CL.1, LISSÉ, VAIA, META, CYO

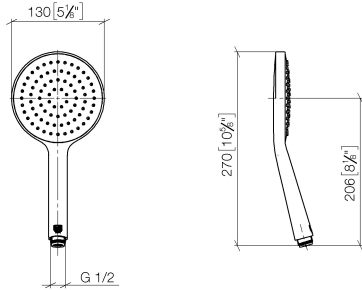
- COMPACT RAIN, max. flow rate 6.8 l/min (at 3 bar)
- with anti-scale system
- spray head Ø 130 mm
- 1/2" connection
- This product reduces water consumption by % (compared to requirements of EAct '92)
- This product can contribute to Water Use Reduction in LEED® Green Building Rating
- This product can help a building meet the requirements of Green Building Rating Systems, e.g. LEED®, BREEAM®, DGNB

Intrinsic protection against back flow.

	Brushed Chrome	28 017 979-93 0010
	Chrome	28 017 979-00 0010
	Brushed Platinum	28 017 979-06 0010
	Platinum	28 017 979-08 0010
	Dark Chrome	28 017 979-19 0010
	Light Gold	28 017 979-26 0010
	Brushed Light Gold	28 017 979-27 0010
	Brushed Durabronze (23kt Gold)	28 017 979-28 0010
	Matte Black	28 017 979-33 0010
	Brushed Bronze	28 017 979-42 0010
	Brushed Champagne (22kt Gold)	28 017 979-46 0010
	Champagne (22kt Gold)	28 017 979-47 0010
	Brushed Dark Platinum	28 017 979-99 0010

28 017 979

mm [inches]



Flow rate chart



Codes & Standards

ASME
A112.18.1/CSA
B125.1

California Energy
Commission
(CEC)



Hand shower FlowReduce - Brushed Chrome

IMO

28 017 979

Certificates

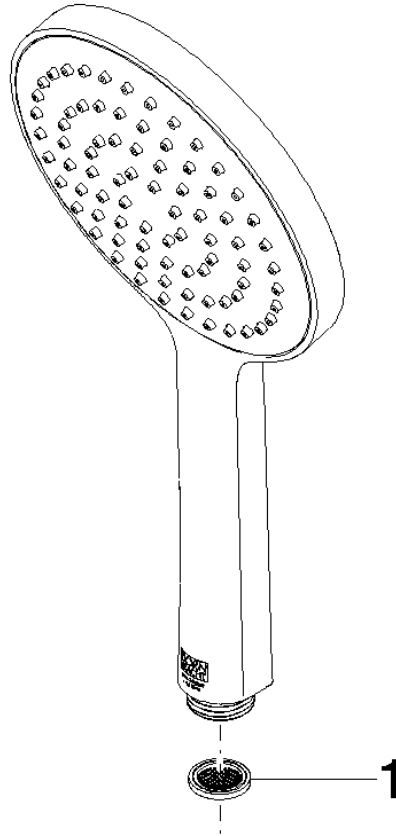
DVGW_DW-
6517DN0129.

LGA_29983.

IAPMO_4976 (2).

28 017 979

Parts for other finishes can be found here: [Chrome](#)



Spare parts list

No.	Item Number	Name	Quantity used	Delivery time
1	09 23 01 039 90	sieve	1	2