

## Shower head - Platinum














IMO

28 505 979



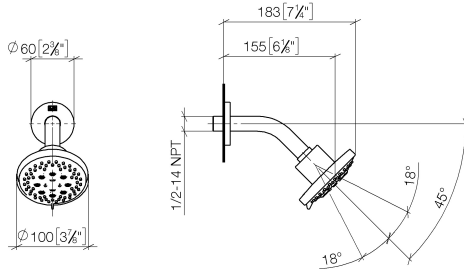
Fits: IMO, TARA, LISSÉ, VAIA, META

- 155mm projection
- ball-joint pivotable through 18° (in any direction)
- Three or five settings: PURIFY RAIN, COMPACT SOFT FLOW, COMPACT AQUAPRESSURE FLOW, max. flow rate 6.8 l/min (at 3 bar)
- with anti-scale system
- spray head Ø 100mm
- rosette Ø 60 mm
- 1/2" connection
- Function from: 6 l/min
- This product can help a building meet the requirements of Green Building Rating Systems, e.g. LEED®, BREEAM®, DGNB

	Platinum	28 505 979-08 0010
	Chrome	28 505 979-00 0010
	Brushed Platinum	28 505 979-06 0010
	Dark Chrome	28 505 979-19 0010
	Light Gold	28 505 979-26 0010
	Brushed Light Gold	28 505 979-27 0010
	Brushed Durabronze (23kt Gold)	28 505 979-28 0010
	Matte Black	28 505 979-33 0010
	Brushed Bronze	28 505 979-42 0010
	Brushed Champagne (22kt Gold)	28 505 979-46 0010
	Champagne (22kt Gold)	28 505 979-47 0010
	Brushed Chrome	28 505 979-93 0010
	Brushed Dark Platinum	28 505 979-99 0010

28 505 979

mm [inches]



Flow rate chart



Codes & Standards

ASME  
A112.18.1/CSA  
B125.1

California Energy  
Commission  
(CEC)

Water Sense





## Shower head - Platinum

---

IMO

28 505 979

### Certificates

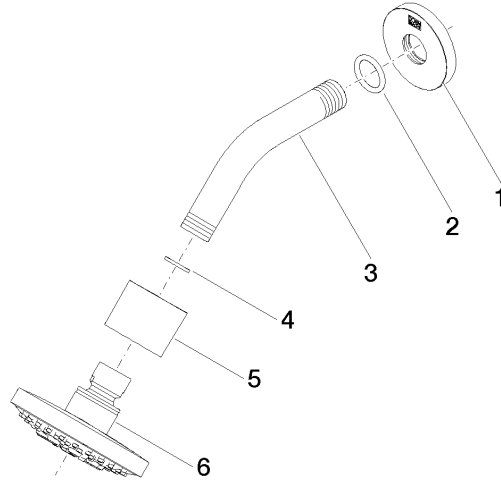
---

IAPMO\_11777.

IAPMO\_4976 (4).

28 505 979

Parts for other finishes can be found here: [Chrome](#)



### Spare parts list

No.	Item Number	Name	Quantity used	Delivery time
1	09 27 22 045-08	rosette	1	40
2	90 14 10 026 00 90	seal	1	2
3	09 11 03 011-08	connection	1	40
4	90 14 20 002 00 90	seal	1	2
5	09 11 01 191-08	cover	1	40
6	90 12 05 055 01-08	shower	1	40