







28 565 977



- rain shower Ø 200 mm
- PURE RAIN, max. flow rate 6.8 l/min (at 3 bar)
- distance between ceiling and lower edge of the shower 185mm
- rosette Ø 55 mm
- 1/2" connection
- with anti-scale system
- This product reduces water consumption by % (compared to requirements of EPAct '92)
- This product can help a building meet the requirements of Green Building Rating Systems, e.g. LEED®, BREEAM®, DGNB

	Brushed Platinum	28 565 977-06 0010
	Chrome	28 565 977-00 0010
	Platinum	28 565 977-08 0010
	Durabrace (23kt Gold)	28 565 977-09 0010
	Brushed Durabrace (23kt Gold)	28 565 977-28 0010
	Brushed Dark Platinum	28 565 977-99 0010

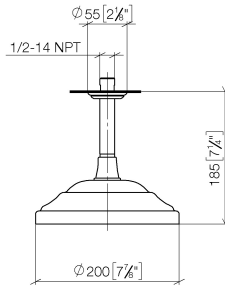
**Required miscellaneous**



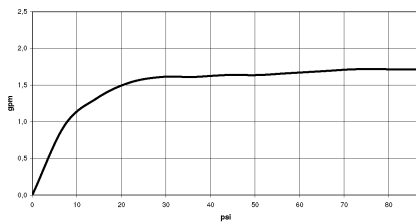
- Concealed wall elbow -** 35 085 970-90
- max. recess depth 163 mm 0010
  - min. recess depth 90 mm

28 565 977

mm [inches]



**Flow rate chart**



**Codes & Standards**

ASME  
A112.18.1/CSA  
B125.1

California Energy  
Commission  
(CEC)

Water Sense





## MADISON Rain shower with ceiling fixing 200 mm - Brushed Platinum

---

MADISON

28 565 977

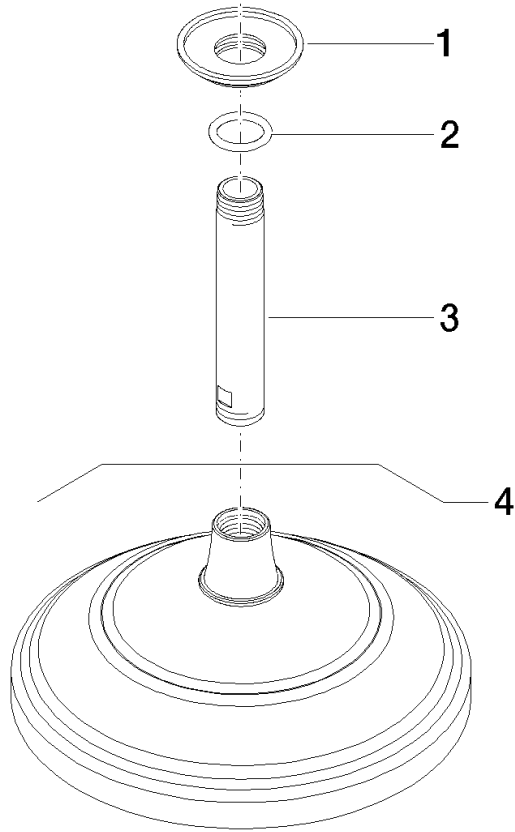
### Certificates

---

IAPMO\_11777.

IAPMO\_4976 (2).

28 565 977



### Spare parts list

No.	Item Number	Name	Quantity used	Delivery time
1	09 27 35 003-06	rosette	1	10
2	90 14 10 026 00 90	seal	1	2
3	09 11 03 018-06	connection	1	10
4	28 535 977-06 0010	shower	1	-

Spare part can no longer be ordered, please order the replacement item