















33 501 662



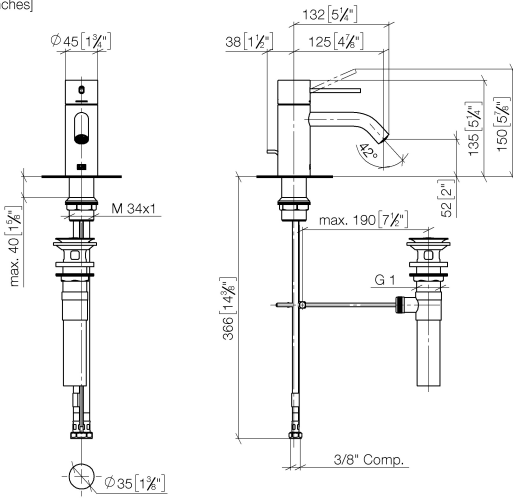
- 125mm projection
- 1 1/4" pop-up waste
- fixed spout
- circular, air-enriched flow
- height of mixer 134 mm
- height up to aerator 52 mm
- hole diameter 35 mm
- 2 x pressure hose with 3/8" cap nut
- max. flow 4.5 l/min
- lead-free
- This product can help a building meet the requirements of Green Building Rating Systems, e.g. LEED®, BREEAM®, DGNB

Only suitable for basins with an overflow.

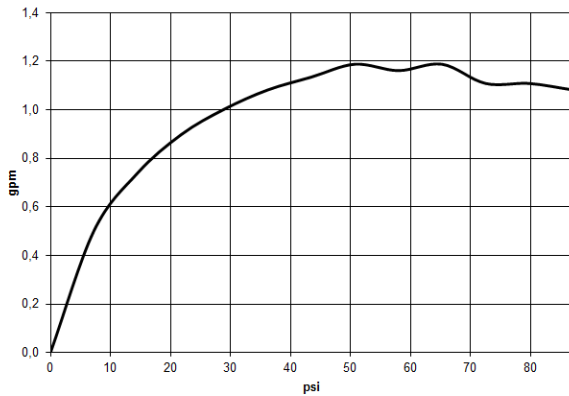
|   |                                   |                    |
|---|-----------------------------------|--------------------|
|    | Chrome                            | 33 501 662-00 0010 |
|    | Brushed Platinum                  | 33 501 662-06 0010 |
|    | Platinum                          | 33 501 662-08 0010 |
|    | Dark Chrome                       | 33 501 662-19 0010 |
|    | Light Gold                        | 33 501 662-26 0010 |
|    | Brushed Light Gold                | 33 501 662-27 0010 |
|    | Brushed Durabronze<br>(23kt Gold) | 33 501 662-28 0010 |
|    | Red                               | 33 501 662-29 0010 |
|    | Orange                            | 33 501 662-30 0010 |
|   | Dark Green                        | 33 501 662-31 0010 |
|  | Matte Black                       | 33 501 662-33 0010 |
|  | Brushed Bronze                    | 33 501 662-42 0010 |
|  | Brushed Champagne (22kt Gold)     | 33 501 662-46 0010 |
|  | Champagne (22kt Gold)             | 33 501 662-47 0010 |
|  | Brushed Chrome                    | 33 501 662-93 0010 |
|  | Brushed Dark Platinum             | 33 501 662-99 0010 |

33 501 662

mm [inches]



**Flow rate chart**



**Codes & Standards**

ADA

ASME  
A112.18.1/CSA  
B125.1

California Energy  
Commission  
(CEC)

NSF/ANSI 372

NSF/ANSI/CAN  
61

Water Sense





## META META SLIM Single-lever basin mixer with pop-up waste - Chrome

---

META

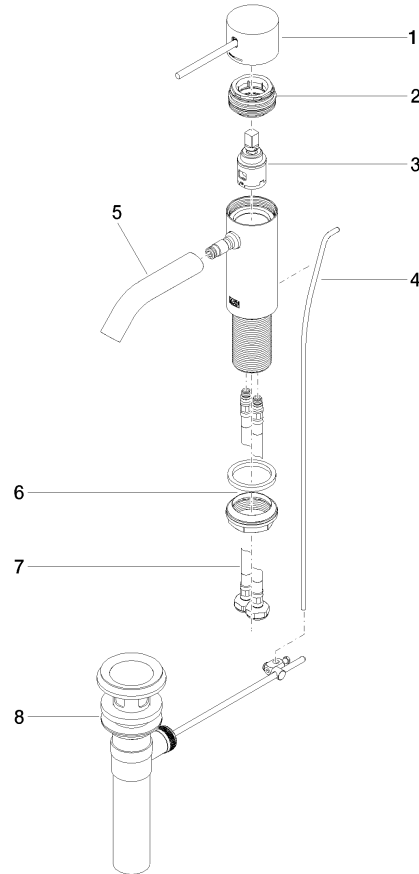
33 501 662

### Certificates

---

IAPMO\_4976 (5). IAPMO\_8834 (2). IAPMO\_N-4976 (1). IAPMO\_6397 (1).

33 501 662



**Spare parts list**

| No. | Item Number        | Name                      | Quantity used | Delivery time |
|-----|--------------------|---------------------------|---------------|---------------|
| 1   | 90 20 66 020 00-00 | handle                    | 1             | 10            |
| 2   | 90 24 04 536 00 90 | threaded connector        | 1             | 60            |
| 3   | 90 15 05 042 00 90 | cartridge                 | 1             | 2             |
| 4   | 09 31 09 110-00    | pull-rod                  | 1             | 10            |
| 5   | 90 11 06 206 01-00 | spout                     | 1             | 10            |
| 6   | 04 23 10 044 07 90 | fixing set                | 1             | 2             |
| 7   | 04 30 04 102 00 90 | High pressure hose 3/8" - | 2             | 2             |
| 8   | 90 11 01 023 00-00 | pop-up waste              | 1             | 10            |